



Akhil Bharatiya Maratha Shikshan Parishad's

# SHRI SHAHU MANDIR MAHAVIDYALAYA, PUNE

NAAC Re- accredited 'A' Grade - (3rd Cycle)

Affiliated to Savitribai Phule Pune University

Identification No. PU/PN/AS/014 (1960)



# STUDENT SATISFACTION REPORT 2021-2022



## PREPARED BY

Dr. Ganesh Madhe  
Member of Student  
Satisfaction Committee



Institution has designed questionnaire for Student Satisfaction Survey (SSS) as per the guideline given by NAAC to assess the institutional performance.

**The questionnaire is as follows:**

Q. No.	Question
1	How much of the syllabus was covered in the class?
2	How well did the teachers prepare for the classes?
3	How well were the teachers able to communicate?
4	The teacher's approach to teaching can best be described as
5	Fairness of the internal evaluation process by the teachers.
6	Was your performance in assignments discussed with you?
7	The institute takes active interest in promoting internship, student exchange, field visit opportunities for students.
8	The teaching and mentoring process in your institution facilitates you in cognitive, social and emotional growth.
9	The institution provides multiple opportunities to learn and grow.
10	Teachers inform you about your expected competencies, course outcomes and programme outcomes.
11	Your mentor does a necessary follow-up with an assigned task to you.
12	The teachers illustrate the concepts through examples and applications.
13	The teachers identify your strengths and encourage you with providing right level of challenges.
14	Teachers are able to identify your weaknesses and help you to overcome them.
15	The institution makes effort to engage students in the monitoring, review and continuous quality improvement of the teaching learning process.
16	The institute/ teachers use student-centric methods, such as experiential learning, participative learning and problem-solving methodologies for enhancing learning experiences.
17	Teachers encourage you to participate in extracurricular activities.
18	Efforts are made by the institute/ teachers to inculcate soft skills, life skills and employability skills to make you ready for the world of work.
19	What percentage of teachers use ICT tools such as LCD projector, Multimedia, etc. while teaching?
20	The overall quality of teaching-learning process in your institute is very good.
21	Give three observation / suggestions to improve the overall teaching – learning experience in your institution.

**The weblink of the questionnaire is provided on the college website for SSS:**

<https://forms.gle/TZqvMpbDhcGTMH2n6>

**Weblink of the report of Student Satisfaction survey 2021-22:**

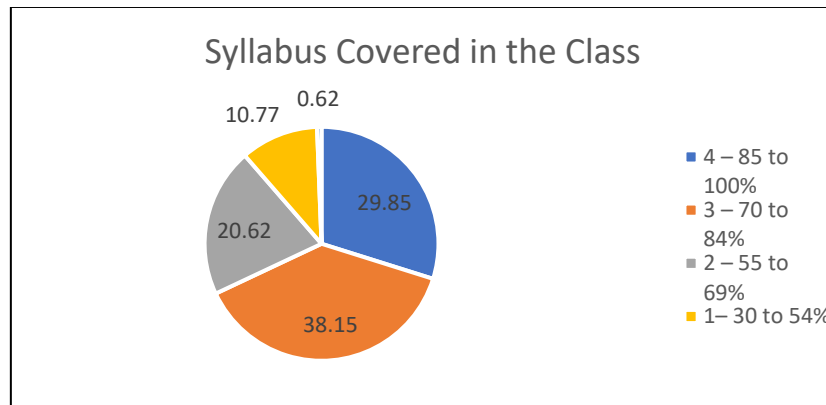
<https://www.shahucollegepune.org/student-satisfaction-survey/>

**The Student Satisfaction Survey (SSS) is summarized as below:**

The student Satisfaction survey focuses on the overall learning experience of the students. The SSS was conducted as per the standard questionnaire provided by the NAAC guideline. The brief observations about the survey are as follows:

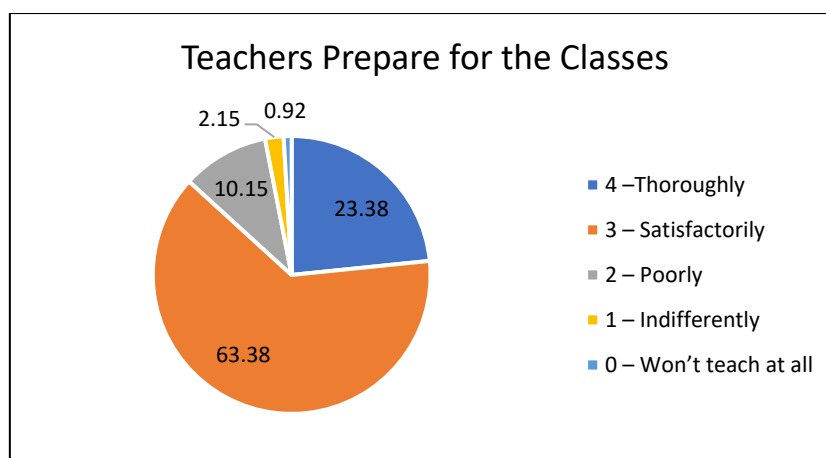
- The total 325 responses obtained from the students of UG and PG level programs.
- 59% male and 41% female students participated in this survey.
- The students from F.Y.B.A/ B.COM/B.B.A/ B.B.A (CA), S.Y.B.A/B.COM/B.B.A/B.B.A (CA), T.Y.B.A/B.COM/ B.B.A/ B.B.A (CA), M.A and M.COM involved in the survey.
- Average Students Satisfaction Index is: **14%**

**Q.1- How much of the syllabus was covered in the class?**



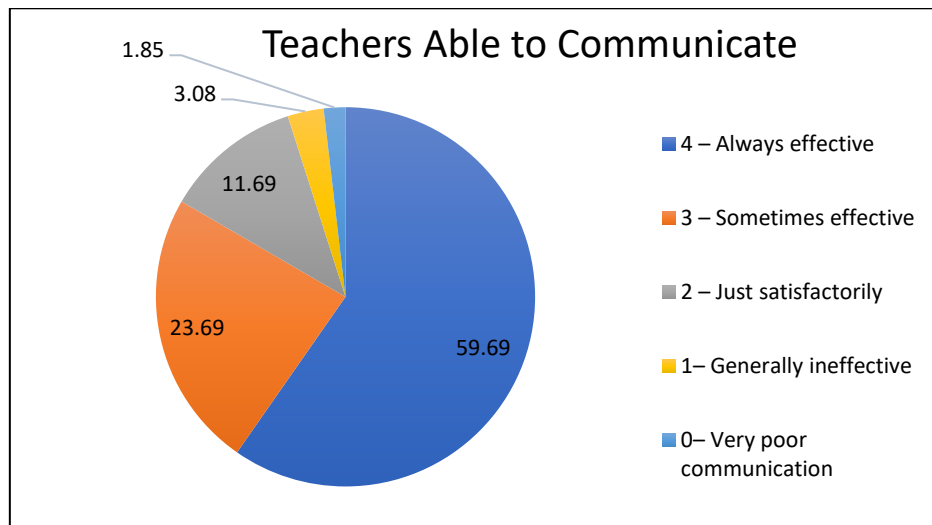
**Interpretation:** 68 % students from the total students participated in the survey were satisfied with the 70% syllabus covered.

**Q.2- How well did the teachers prepare for the classes?**



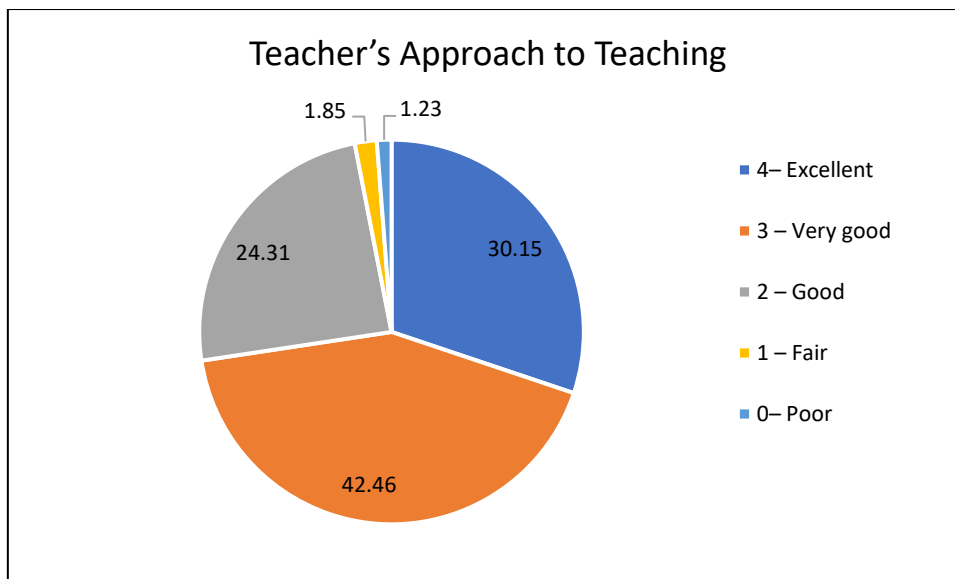
**Interpretation:** 86% students satisfied with the teachers prepare for the classes.

### Q.3 - How well were the teachers able to communicate?



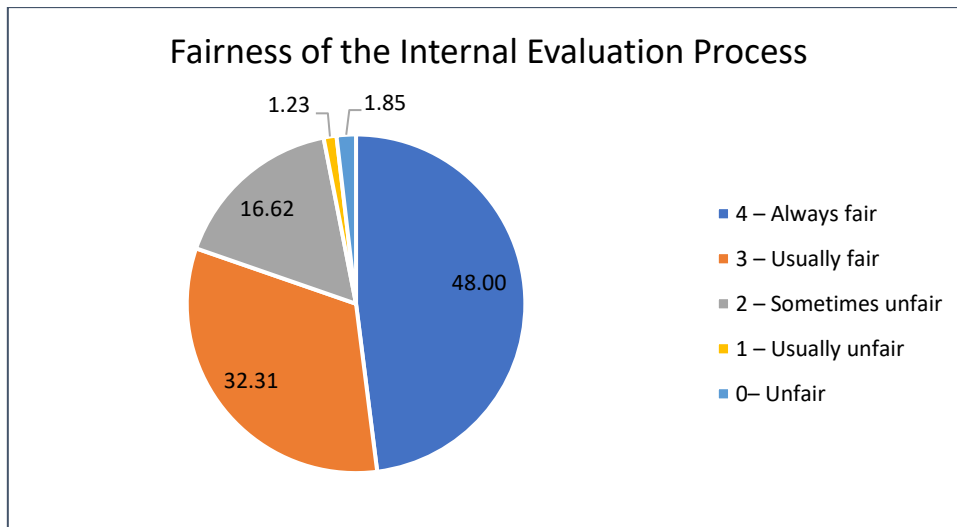
**Interpretation:** 83.38% students satisfied with effective teacher communication.

### Q.4 -The teacher's approach to teaching can best be described as.....



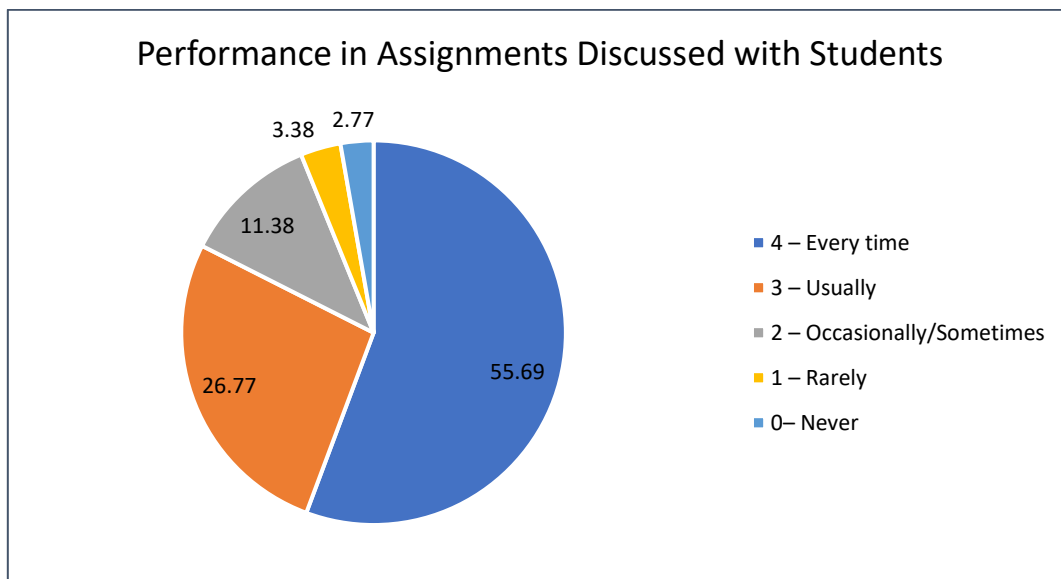
**Interpretation:** 72.61% students satisfied with the teacher's approach to teaching.

### Q.5 - Fairness of the internal evaluation process by the teachers.



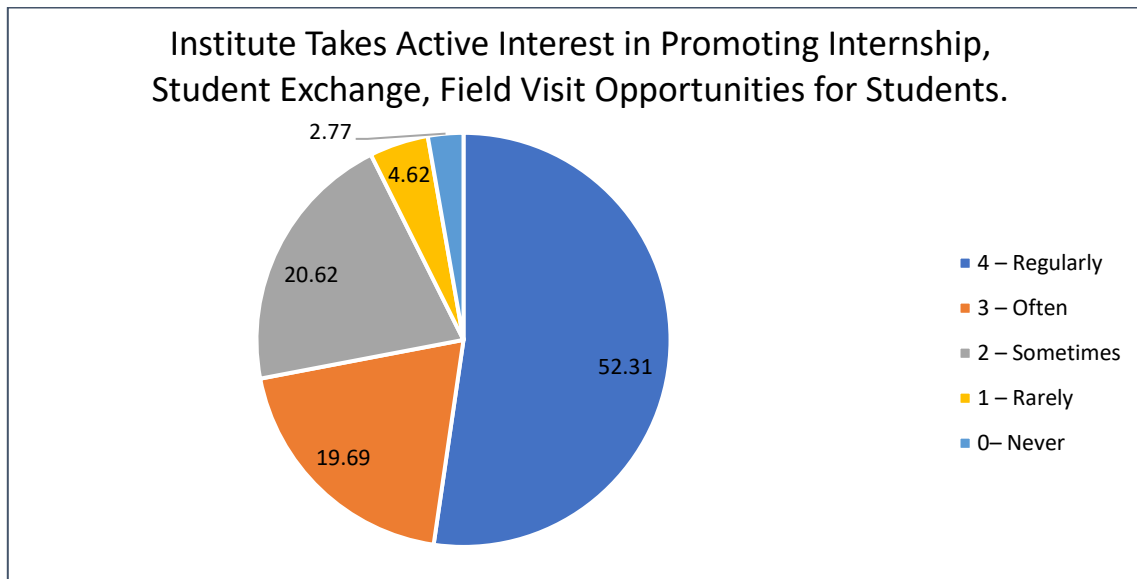
**Interpretation:** 80.31% students satisfied with the fairness of the internal evaluation process by teachers.

### Q.6 - Was your performance in assignments discussed with you?



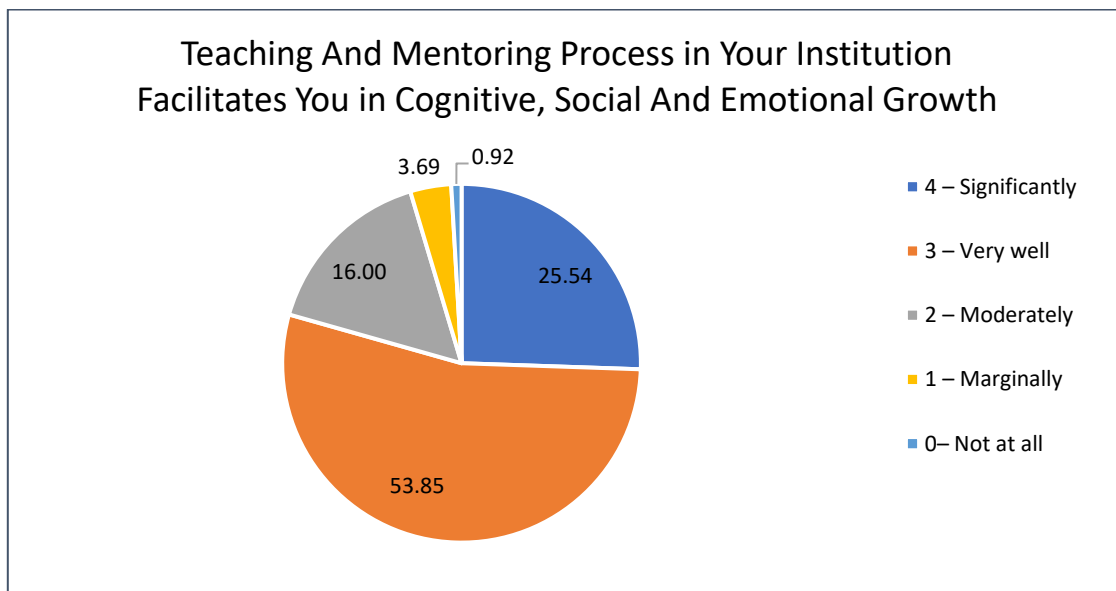
**Interpretation:** 82.46% students satisfied with the Performance in Assignments Discussed with Students.

**Q.7 - The institute takes active interest in promoting internship, student exchange, and field visit opportunities for students.**



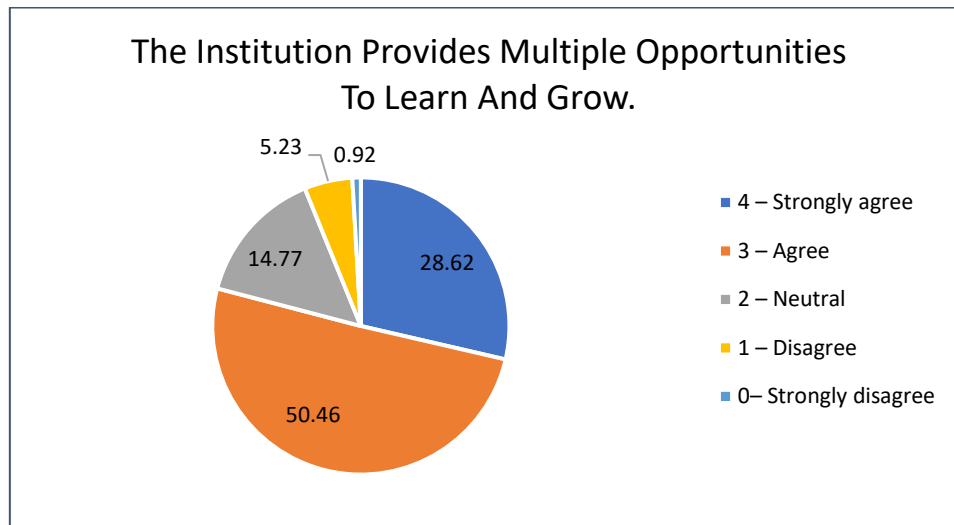
**Interpretation:** 72% students satisfied with the Institute Takes Active Interest in Promoting Internship, Student Exchange, and Field Visit Opportunities for Students.

**Q.8 - The teaching and mentoring process in your institution facilitates you in cognitive, social and emotional growth.**



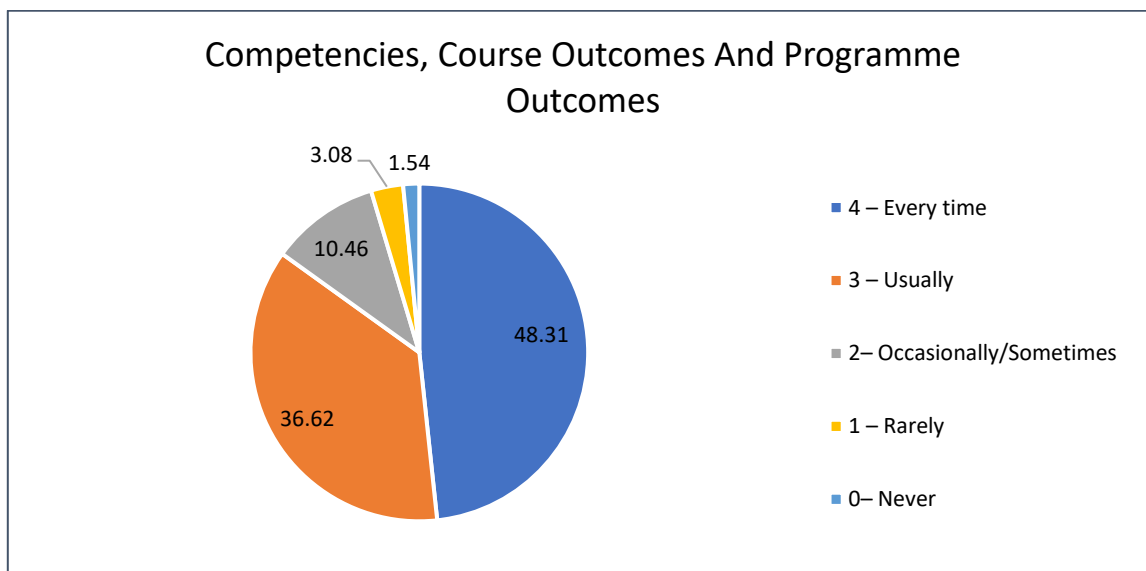
**Interpretation:** 79.39% students satisfied with the teaching and mentoring process in your institution facilitates you in cognitive, social and emotional growth.

**Q.9 – The institution provides multiple opportunities to learn and grow.**



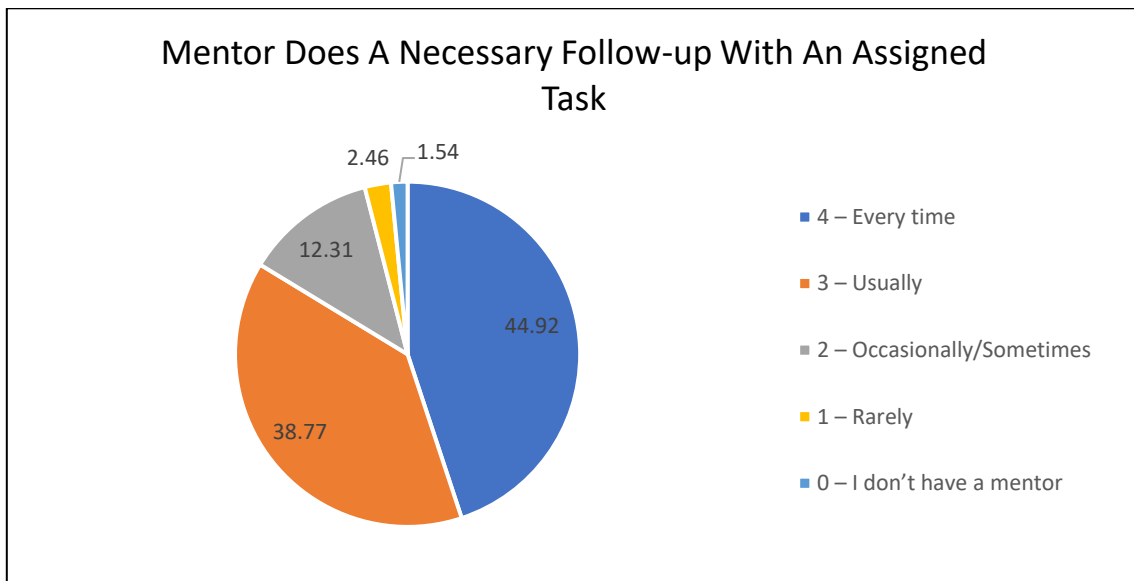
**Interpretation:** 79.08% students satisfied with the Institute Takes Active Interest in Promoting Internship, Student Exchange, Field Visit Opportunities for Students.

**Q.10 – Teachers inform you about your expected competencies, course outcomes and programme outcomes.**



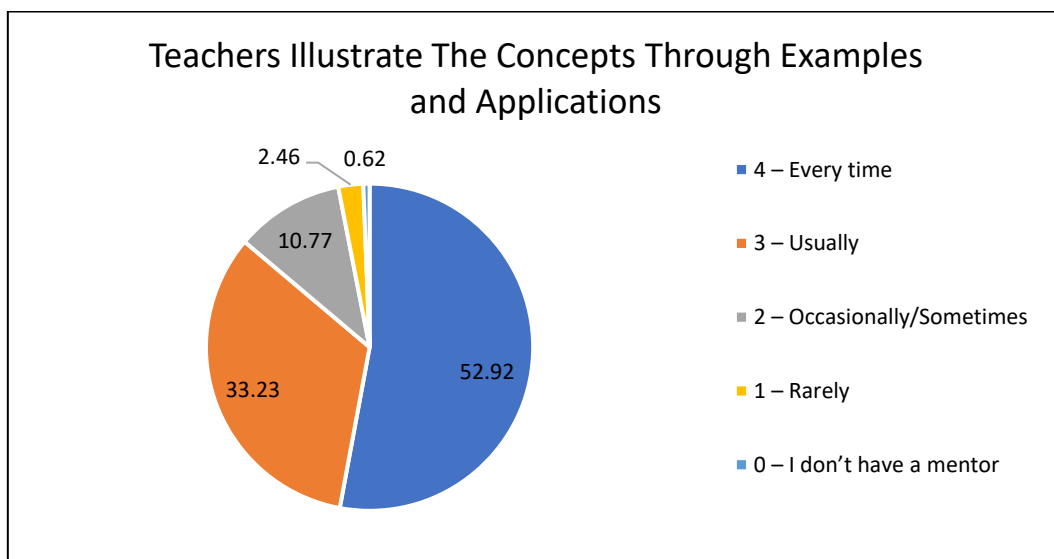
**Interpretation:** 84.63% students satisfied with the Competencies, Course Outcomes and Programme Outcomes.

**Q.11 – Your mentor does a necessary follow-up with an assigned task to you.**



**Interpretation:** 83.69% students satisfied with mentor necessary follow-up with an assigned to task.

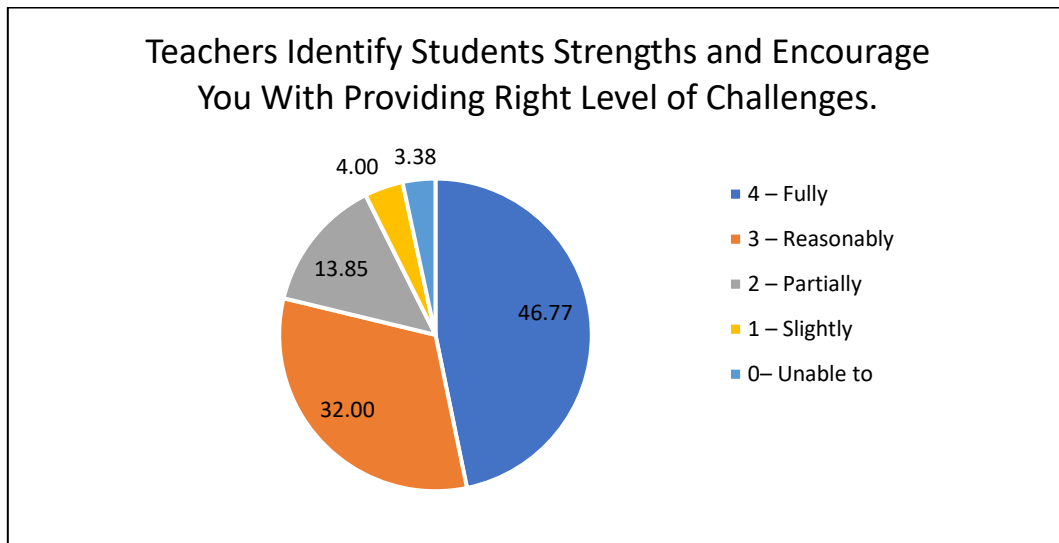
**Q.12 – The teachers illustrate the concepts through examples and applications.**



**Interpretation:** 86.15% students satisfied with mentor necessary follow-up with an assigned to task.

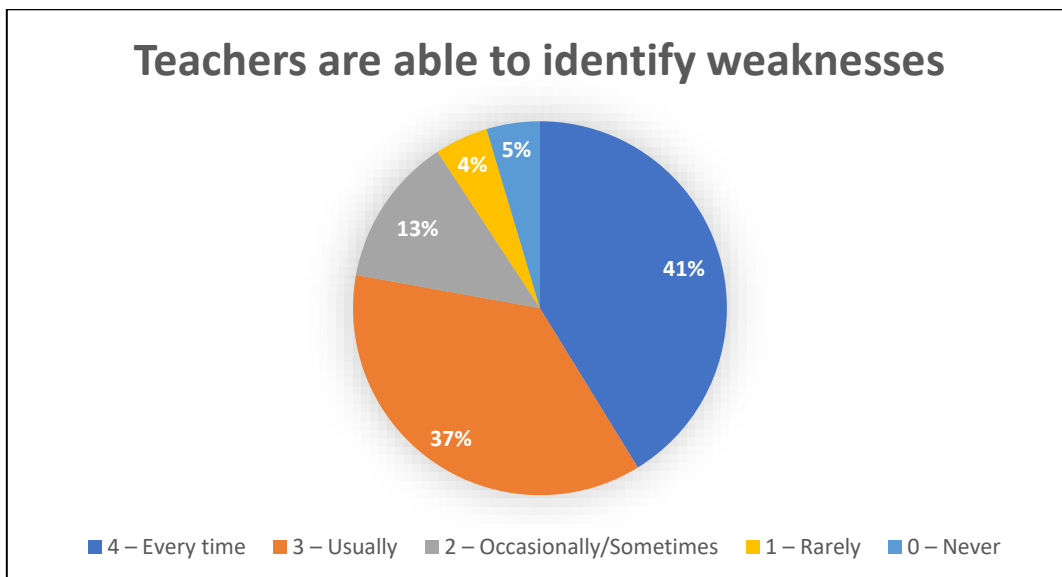


**Q.13 – The teachers identify your strengths and encourage you with providing right level of challenges.**



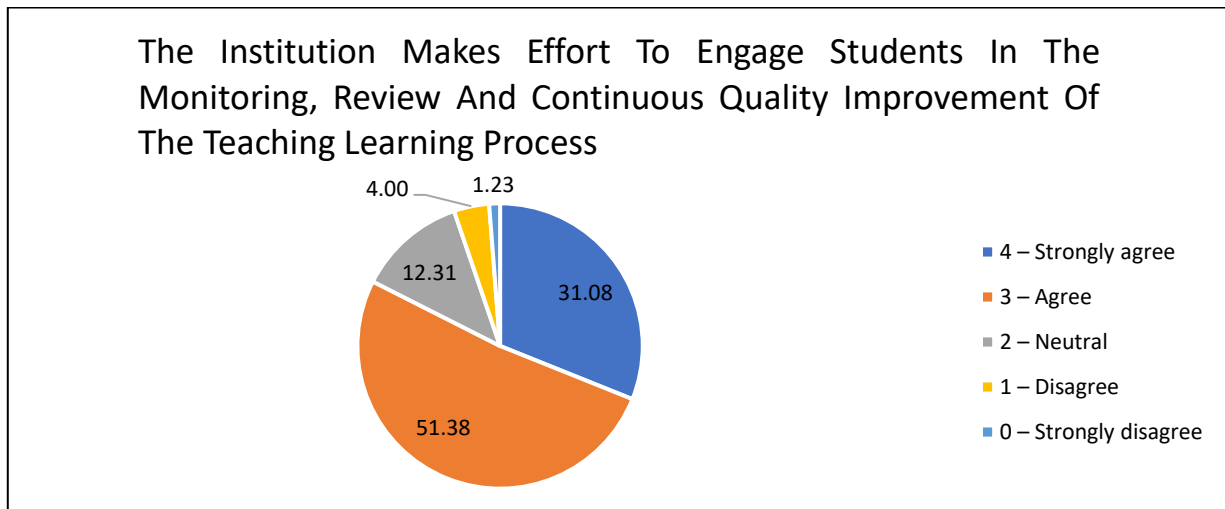
**Interpretation:** 78.77% students satisfied with Teachers Identify Students Strengths and Encourage You with Providing Right Level of Challenges.

**Q.14 – Teachers are able to identify your weaknesses and help you to overcome them.**



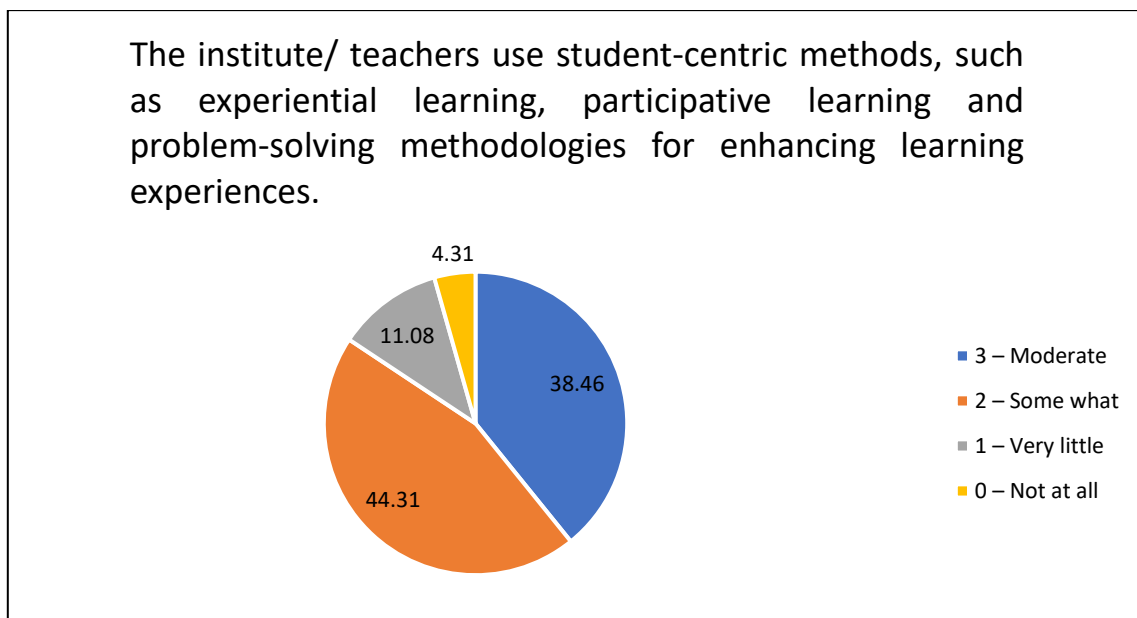
**Interpretation:** 78% students satisfied with teachers are able to identify student weaknesses and help you to overcome them.

**Q.15 – The institution makes effort to engage students in the monitoring, review and continuous quality improvement of the teaching learning process.**



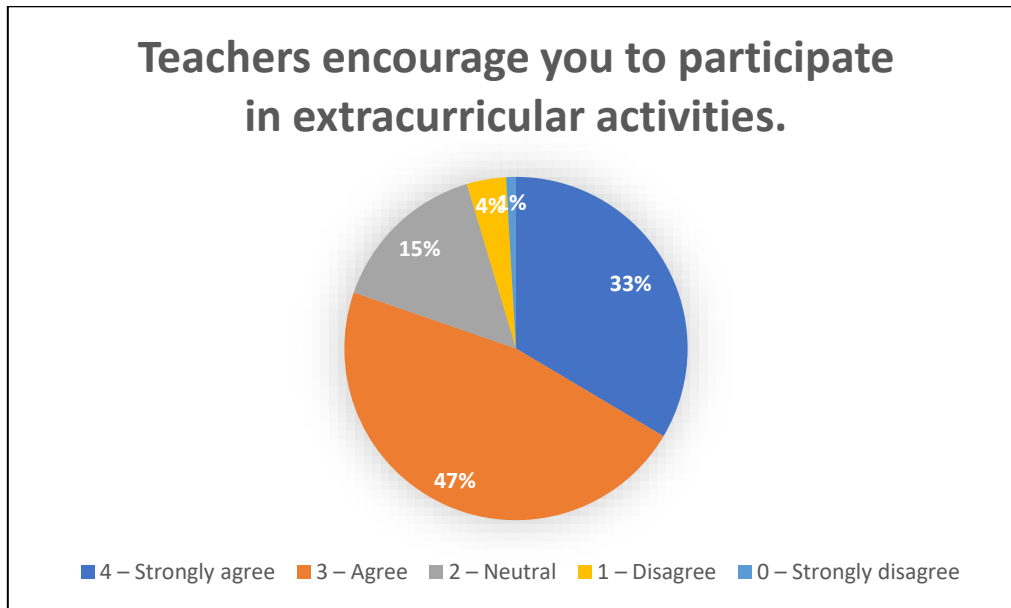
**Interpretation:** 82.46% students satisfied with the institution makes effort to engage students in the monitoring, review and continuous quality improvement of the teaching learning process.

**Q.16 – The institute/ teachers use student-centric methods, such as experiential learning, participative learning and problem-solving methodologies for enhancing learning experiences.**



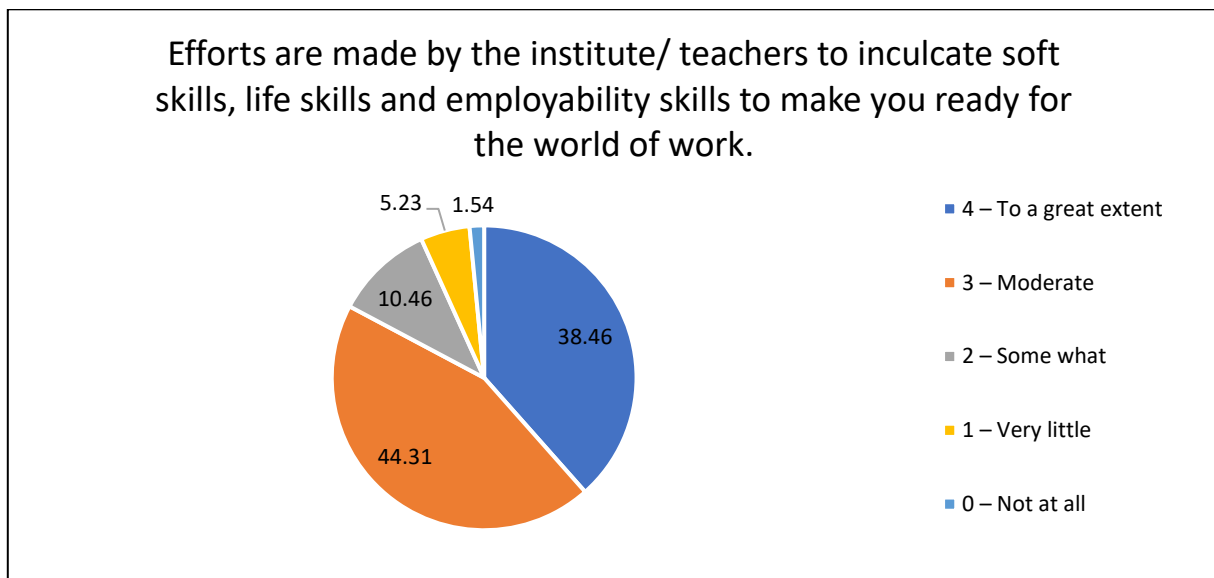
**Interpretation:** 82.77% students satisfied with the institute/ teachers use student-centric methods, such as experiential learning, participative learning and problem-solving methodologies for enhancing learning experiences.

**Q.17 – Teachers encourage you to participate in extracurricular activities.**



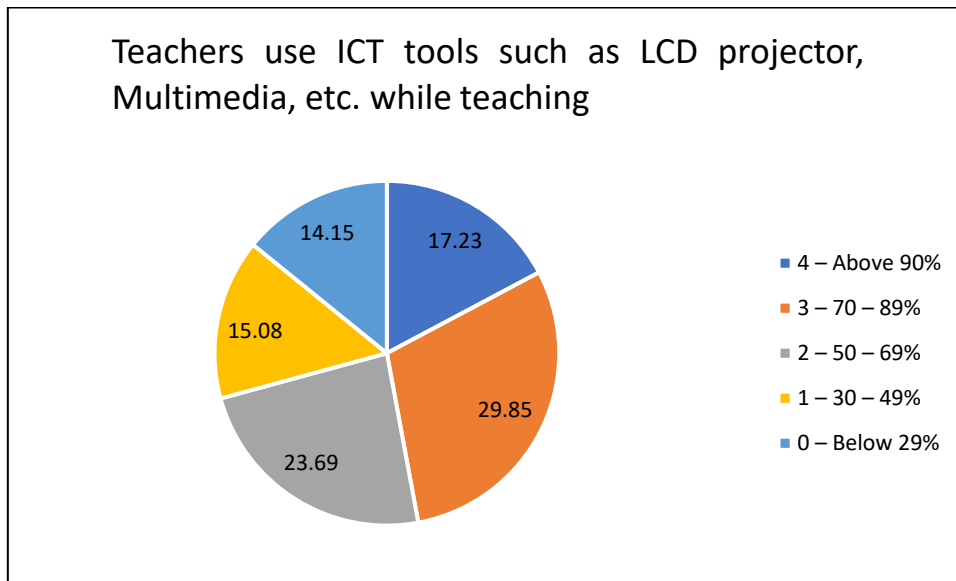
**Interpretation:** 80% students satisfied with the Teachers encourage you to participate in extracurricular activities.

**Q.18 – Efforts are made by the institute/ teachers to inculcate soft skills, life skills and employability skills to make you ready for the world of work.**



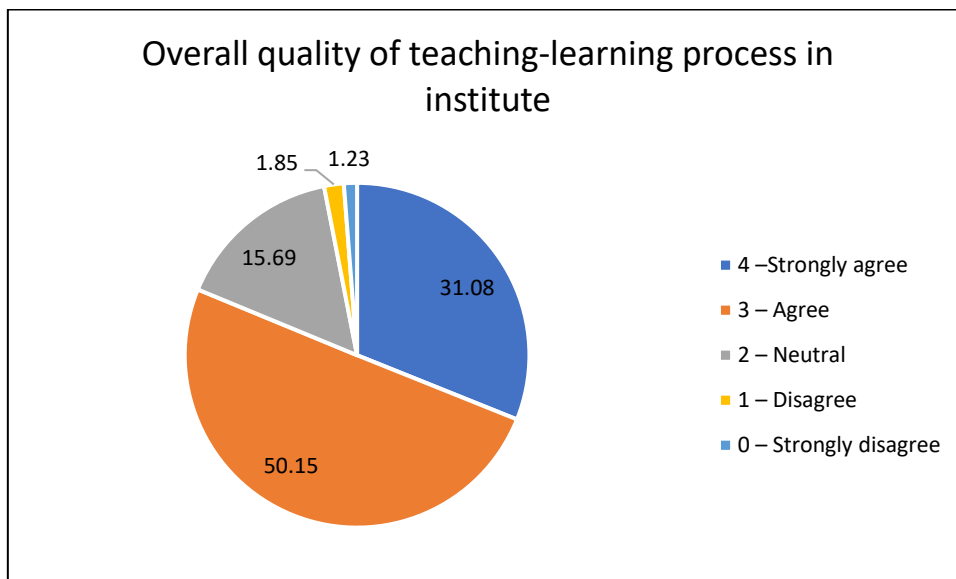
**Interpretation:** 82.77% students satisfied with the Efforts are made by the institute/ teachers to inculcate soft skills, life skills and employability skills to make you ready for the world of work.

**Q.19 – What percentage of teachers use ICT tools such as LCD projector, Multimedia, etc. while teaching?**



**Interpretation:** 47.08% students satisfied with the teachers use ICT tools such as LCD projector, Multimedia, etc. while teaching.

**Q. 20 – The overall quality of teaching-learning process in your institute is very good.**




**Interpretation:** 81.23% students satisfied and agree the overall quality of teaching-learning process in your institute is very good.

**Q. 21 – Give five observation / suggestions to improve the overall teaching – learning experience in your institution.**


**Action Taken Report On  
Student Satisfaction Survey 2021-2022**

Following actions have been taken as per the suggestion received from students through SSS. The **ATR** is made available on intuitional website separately at: [https://www.shahucollegepune.org/wp-content/uploads/2022/12/ATR\\_2022-23.pdf](https://www.shahucollegepune.org/wp-content/uploads/2022/12/ATR_2022-23.pdf)

Sr. No.	Suggestion Made by Students	Action Taken
1	Take innovative steps to improve quality of education as well as grow students' personality	For increasing in the quality of Education in covid collage Expects Faculty online lectures Various Experts from Different Fields Academic & industry are called to deliver the Lectures Again New courses started to improve the overall personality of the students.
2	Increase the interaction with students. For their problem	In College Premises We have Complaint boxes Students can put their complaints, queries & requirements in boxes. we will solve the student's problem If the complaints are genuine.
3	College should try to provide sanitary pads vending machine for girls in washroom	We have installed Sanitary Pad Machines in girl's toilet
4	Canteen Facility	Due to covid 19, Canteen was not working now Canteen is Started
5	Keep boy's toilet hygienic and useable and drinking water	Boys' toilet is Cleaned twice in a day and drinking water cooler are installed on every floor & the Collage premises Which is regularly cleaned

  
**Dr. Pravin Jadhav**  
Co-Ordinator  
Internal Quality Assurance Cell



  
**Prof. Dr. Vilas Patil**  
Chairman  
Internal Quality Assurance Cell