



Akhil Bharatiya Maratha Shikshan Parishad's
**SHRI SHAHU MANDIR
MAHAVIDYALAYA, PUNE**

NAAC Re- accredited 'A' Grade - (3rd Cycle)
Affiliated to Savitribai Phule Pune University
Identification No. PU/PN/AS/014 (1960)



STUDENT SATISFACTION REPORT 2022-2023



PREPARED BY

Dr. Ganesh Madhe
Member of Student
Satisfaction Committee



Institution has designed questionnaire for Student Satisfaction Survey (SSS) as per the guideline given by NAAC to assess the institutional performance.

The questionnaire is as follows:

Q. No.	Question
1	How much of the syllabus was covered in the class?
2	How well did the teachers prepare for the classes?
3	How well were the teachers able to communicate?
4	The teacher's approach to teaching can best be described as
5	Fairness of the internal evaluation process by the teachers.
6	Was your performance in assignments discussed with you?
7	The institute takes active interest in promoting internship, student exchange, field visit opportunities for students.
8	The teaching and mentoring process in your institution facilitates you in cognitive, social and emotional growth.
9	The institution provides multiple opportunities to learn and grow.
10	Teachers inform you about your expected competencies, course outcomes and programme outcomes.
11	Your mentor does a necessary follow-up with an assigned task to you.
12	The teachers illustrate the concepts through examples and applications.
13	The teachers identify your strengths and encourage you with providing right level of challenges.
14	Teachers are able to identify your weaknesses and help you to overcome them.
15	The institution makes effort to engage students in the monitoring, review and continuous quality improvement of the teaching learning process.
16	The institute/ teachers use student-centric methods, such as experiential learning, participative learning and problem-solving methodologies for enhancing learning experiences.
17	Teachers encourage you to participate in extracurricular activities.
18	Efforts are made by the institute/ teachers to inculcate soft skills, life skills and employability skills to make you ready for the world of work.
19	What percentage of teachers use ICT tools such as LCD projector, Multimedia, etc. while teaching?
20	The overall quality of teaching-learning process in your institute is very good.
21	Give three observation / suggestions to improve the overall teaching – learning experience in your institution.

The weblink of the questionnaire is provided on the college website for SSS:

<https://forms.gle/L9J9L1QYVsBkK1rLA>

Weblink of the report of Student Satisfaction survey 2022-23:

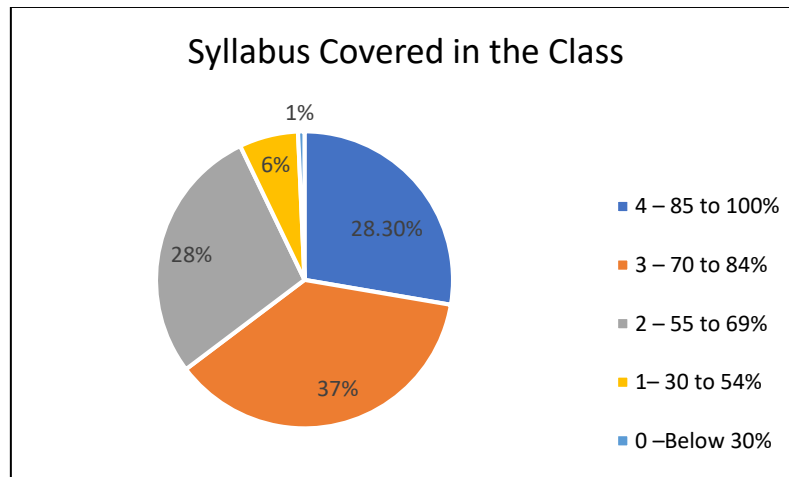
<https://www.shahucollegepune.org/student-satisfaction-survey/>

The Student Satisfaction Survey (SSS) is summarized as below:

The student Satisfaction survey focuses on the overall learning experience of the students. The SSS was conducted as per the standard questionnaire provided by the NAAC guideline. The brief observations about the survey are as follows:

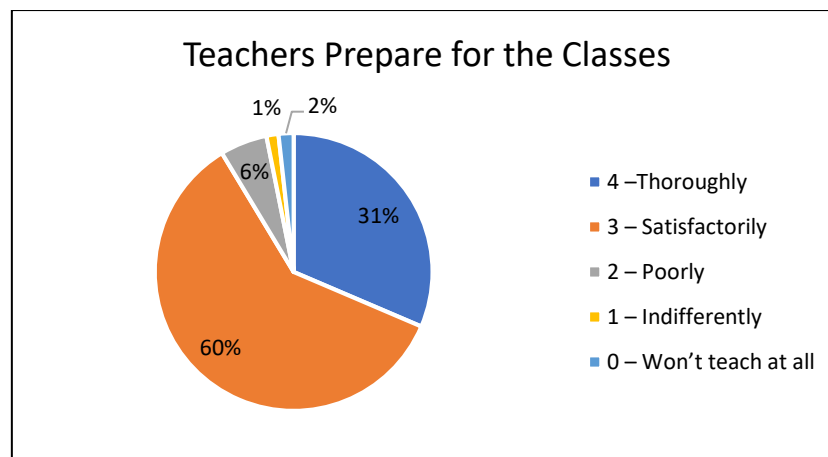
- The total 872 responses obtained from the students of UG and PG level programs.
- 58% male and 42% female students participated in this survey.
- The students from F.Y.B.A/ B.COM/B.B.A/ B.B.A (CA), S.Y.B.A/B.COM/B.B.A/B.B.A (CA), T.Y.B.A/B.COM/ B.B.A/ B.B.A (CA), M.A and M.COM involved in the survey.
- Average Students Satisfaction Index is: **84.72%**

Q.1- How much of the syllabus was covered in the class?



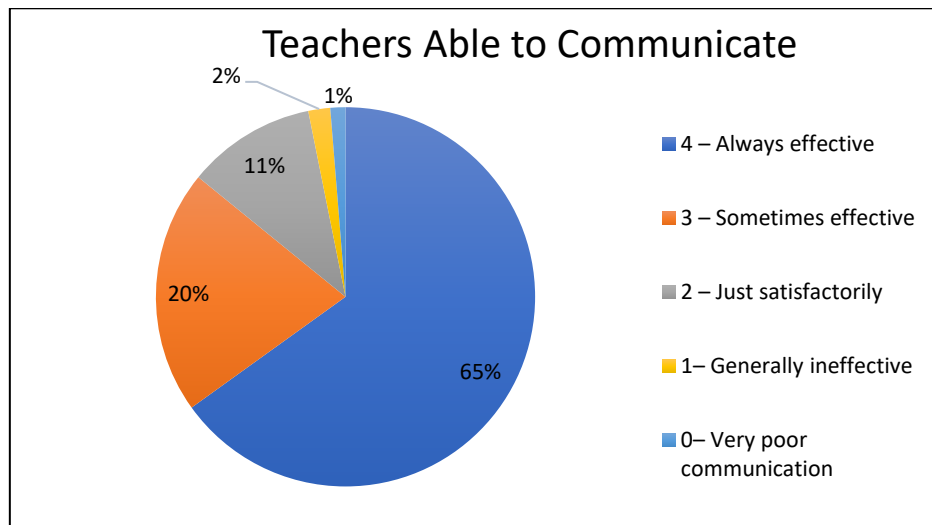
Interpretation: 65.30 % students from the total students participated in the survey were satisfied with the 70% syllabus covered.

Q.2- How well did the teachers prepare for the classes?



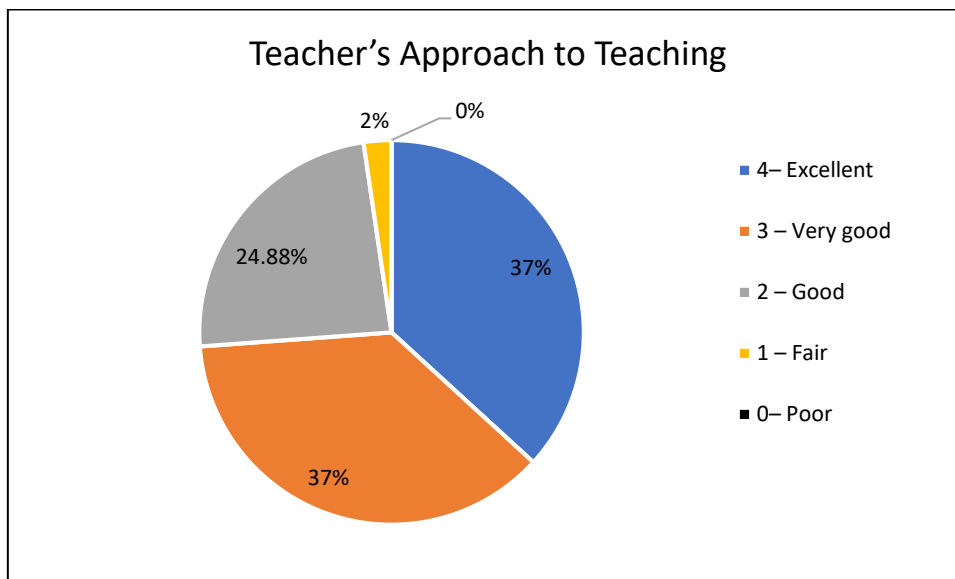
Interpretation: 91% students satisfied with the teachers' preparation for the classes.

Q.3 - How well were the teachers able to communicate?



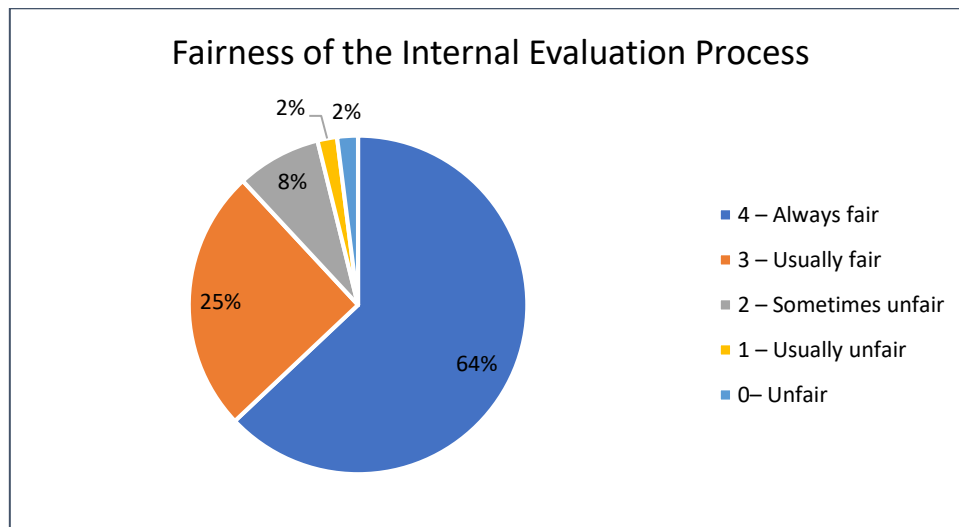
Interpretation: 85% students satisfied with effective teacher communication.

Q.4 -The teacher's approach to teaching can best be described as.....



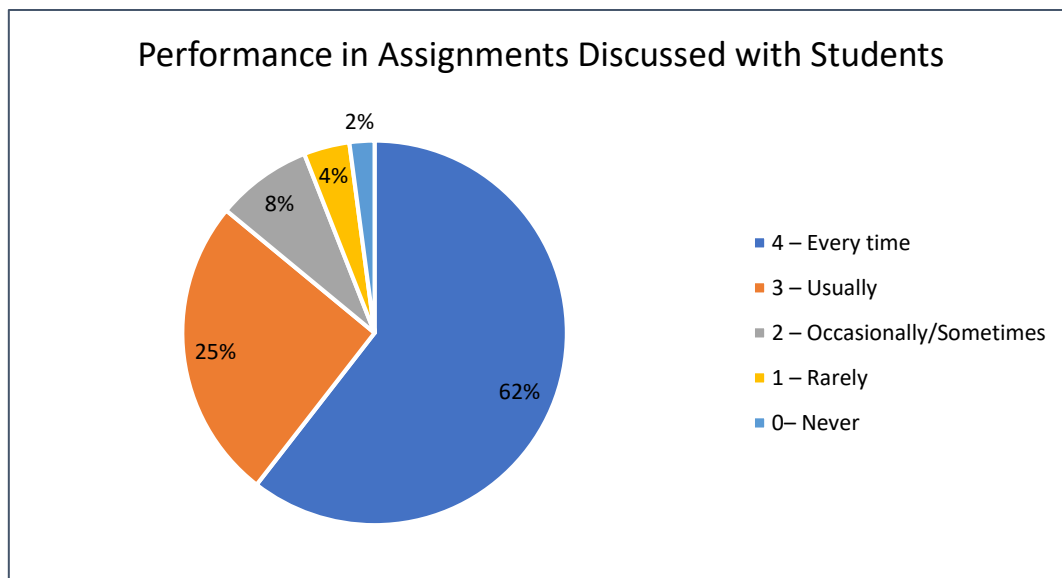
Interpretation: 98.88% students satisfied with the teacher's approach to teaching.

Q.5 - Fairness of the internal evaluation process by the teachers.



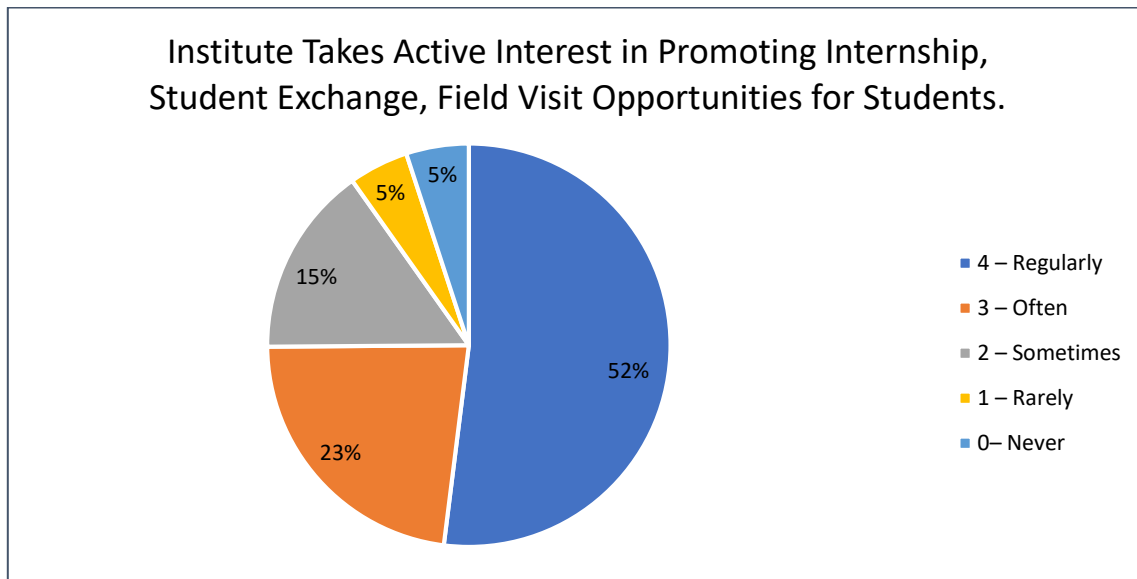
Interpretation: 89% students satisfied with the fairness of the internal evaluation process by teachers.

Q.6 - Was your performance in assignments discussed with you?



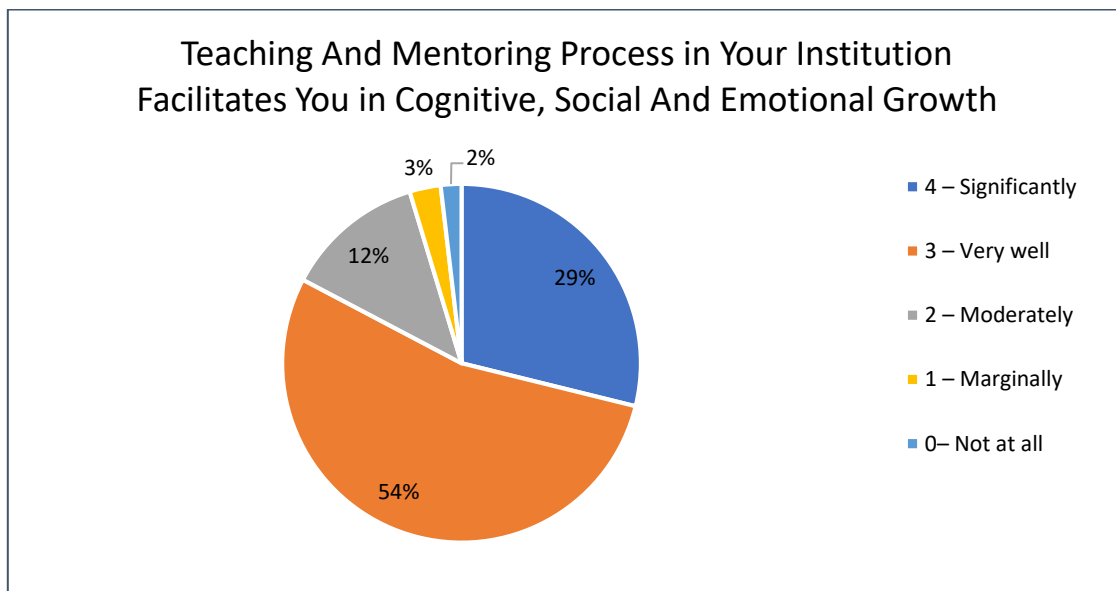
Interpretation: 87% students satisfied with the Performance in Assignments Discussed with Students.

Q.7 - The institute takes active interest in promoting internship, student exchange, field visit opportunities for students.



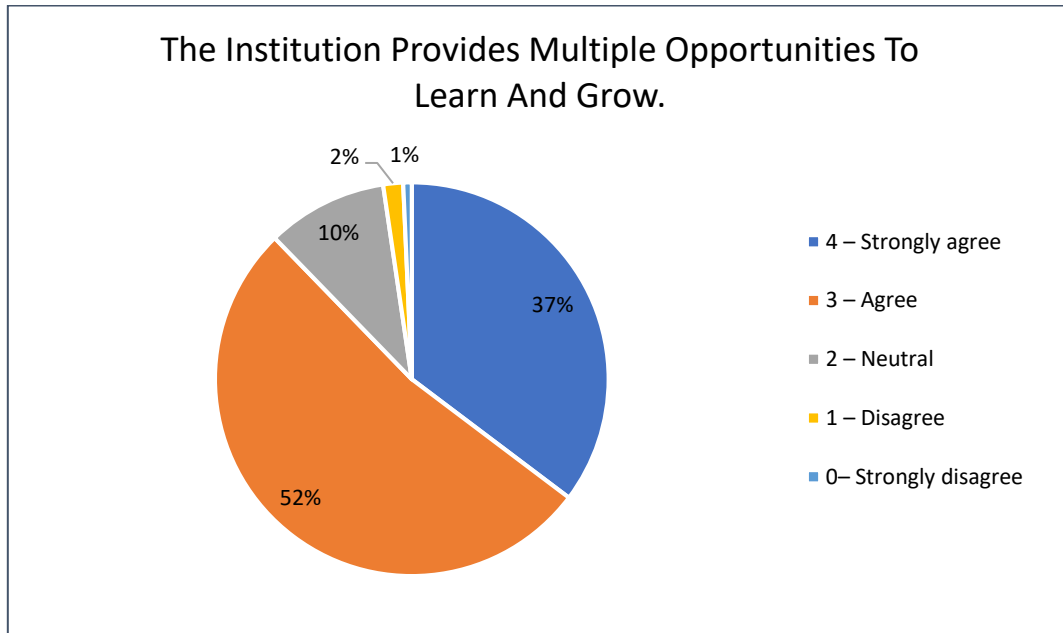
Interpretation: 75% students satisfied with the Institute Takes Active Interest in Promoting Internship, Student Exchange, Field Visit Opportunities for Students.

Q.8 - The teaching and mentoring process in your institution facilitates you in cognitive, social and emotional growth.



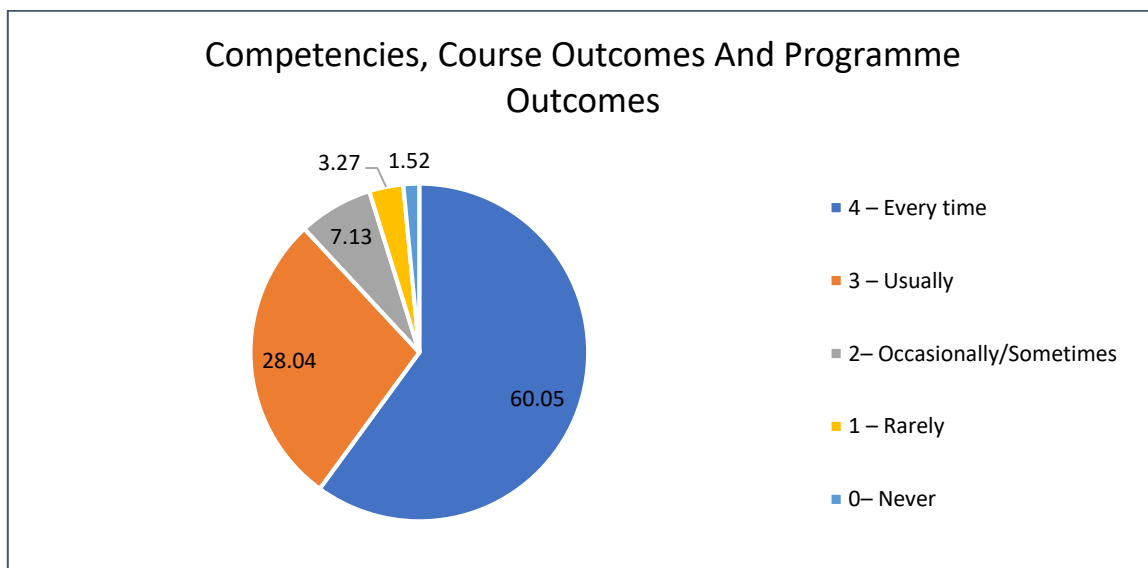
Interpretation: 84% students satisfied with the Institute Takes Active Interest in Promoting Internship, Student Exchange, Field Visit Opportunities for Students.

Q.9 – The institution provides multiple opportunities to learn and grow.



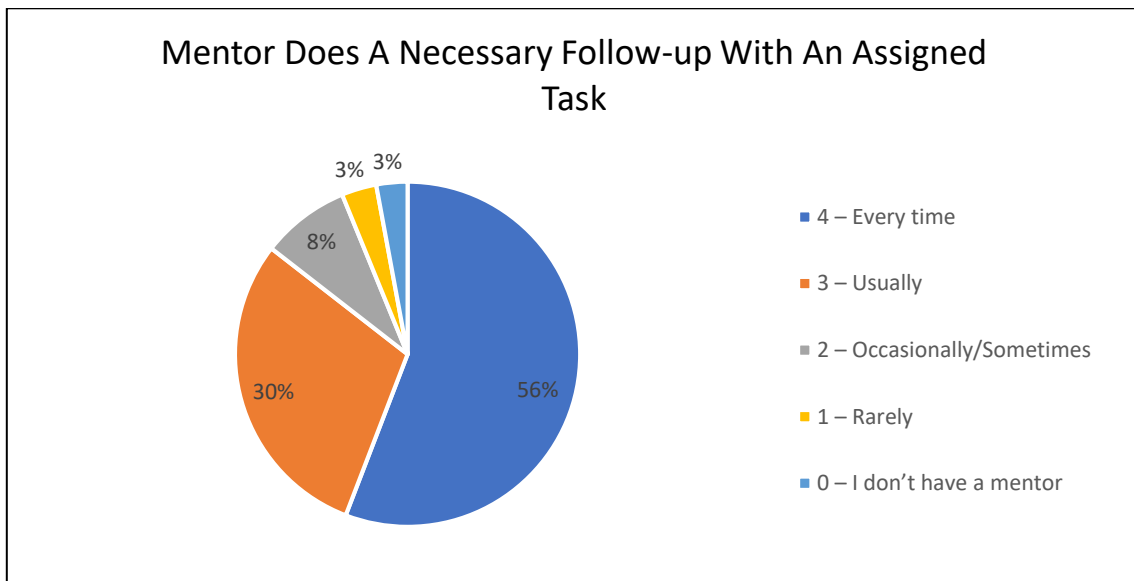
Interpretation: 89% students satisfied with the Institute Takes Active Interest in Promoting Internship, Student Exchange, Field Visit Opportunities for Students.

Q.10 – Teachers inform you about your expected competencies, course outcomes and programme outcomes.



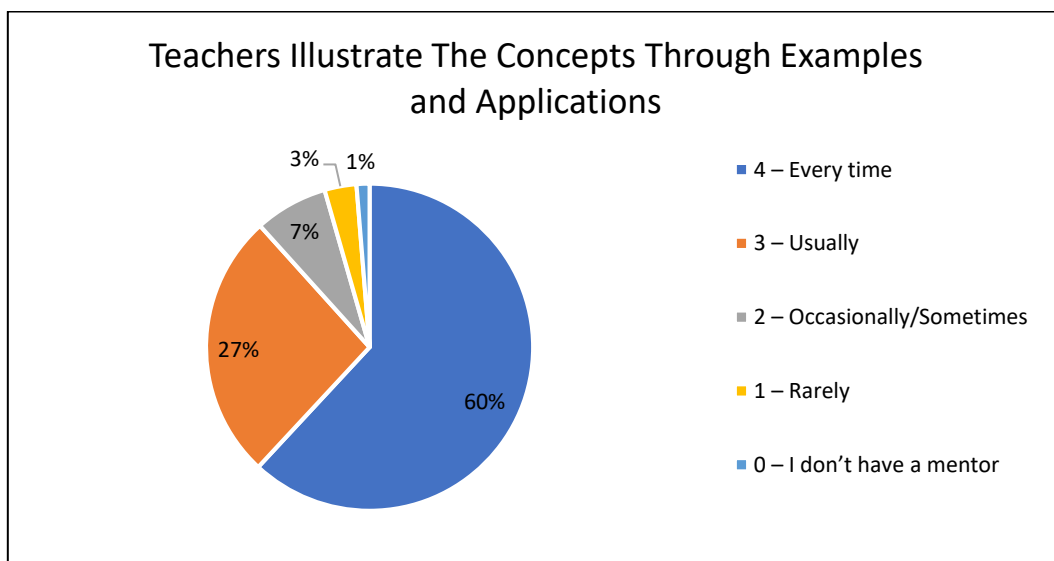
Interpretation: 88.09% students satisfied with the Competencies, Course Outcomes and Programme Outcomes.

Q.11 – Your mentor does a necessary follow-up with an assigned task to you.



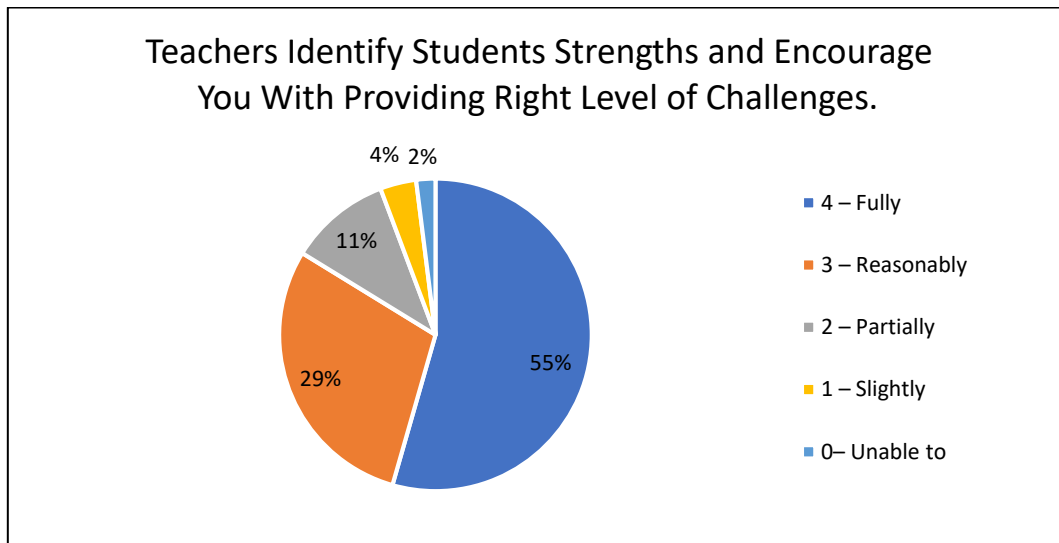
Interpretation: 87% students satisfied with mentor necessary follow-up with an assigned to task.

Q.12 – The teachers illustrate the concepts through examples and applications.



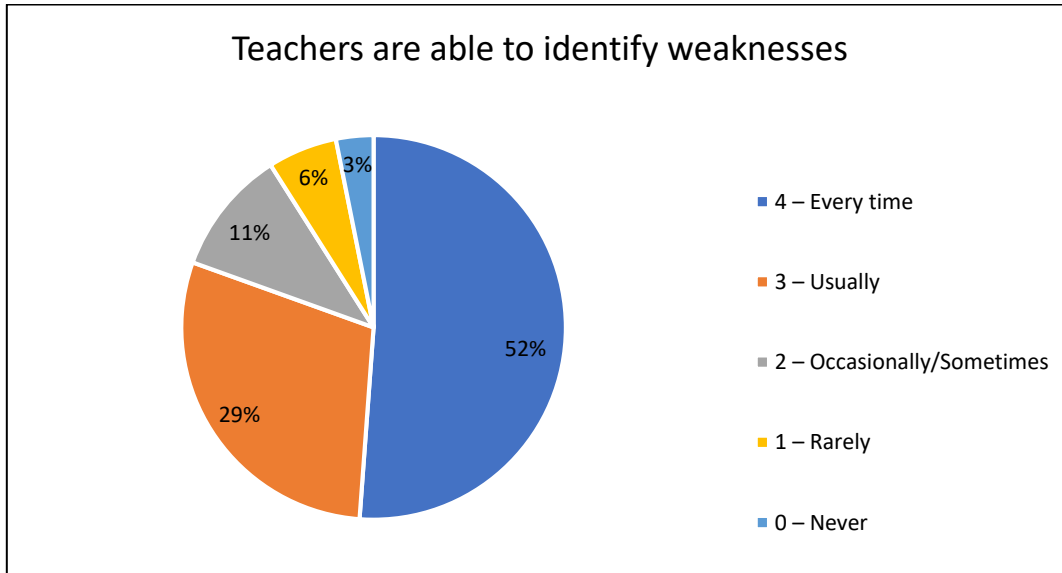
Interpretation: 87% students satisfied with mentor necessary follow-up with an assigned to task.

Q.13 – The teachers identify your strengths and encourage you with providing right level of challenges.



Interpretation: 84% students satisfied with Teachers Identify Students Strengths and Encourage You with Providing Right Level of Challenges.

Q.14 – Teachers are able to identify your weaknesses and help you to overcome them.



Interpretation: 81% students satisfied with Teachers are able to identify Student weaknesses and help you to overcome them.

Q.15 – The institution makes effort to engage students in the monitoring, review and continuous quality improvement of the teaching learning process.

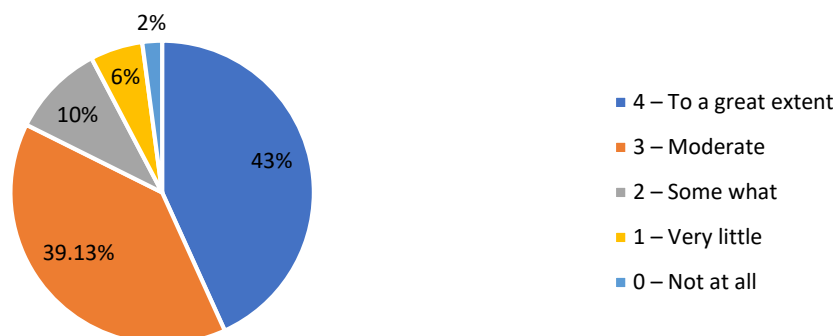
The Institution Makes Effort To Engage Students In The Monitoring, Review And Continuous Quality Improvement Of The Teaching Learning Process



Interpretation: 87% students satisfied with the institution makes effort to engage students in the monitoring, review and continuous quality improvement of the teaching learning process.

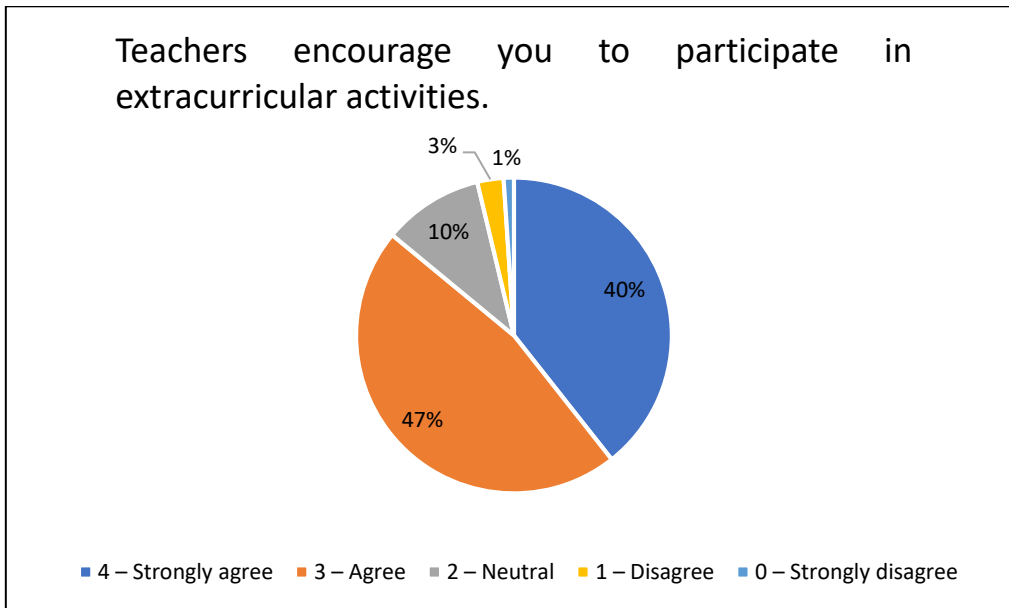
Q.16 – The institute/ teachers use student-centric methods, such as experiential learning, participative learning and problem-solving methodologies for enhancing learning experiences.

The institute/ teachers use student-centric methods, such as experiential learning, participative learning and problem-solving methodologies for enhancing learning experiences.



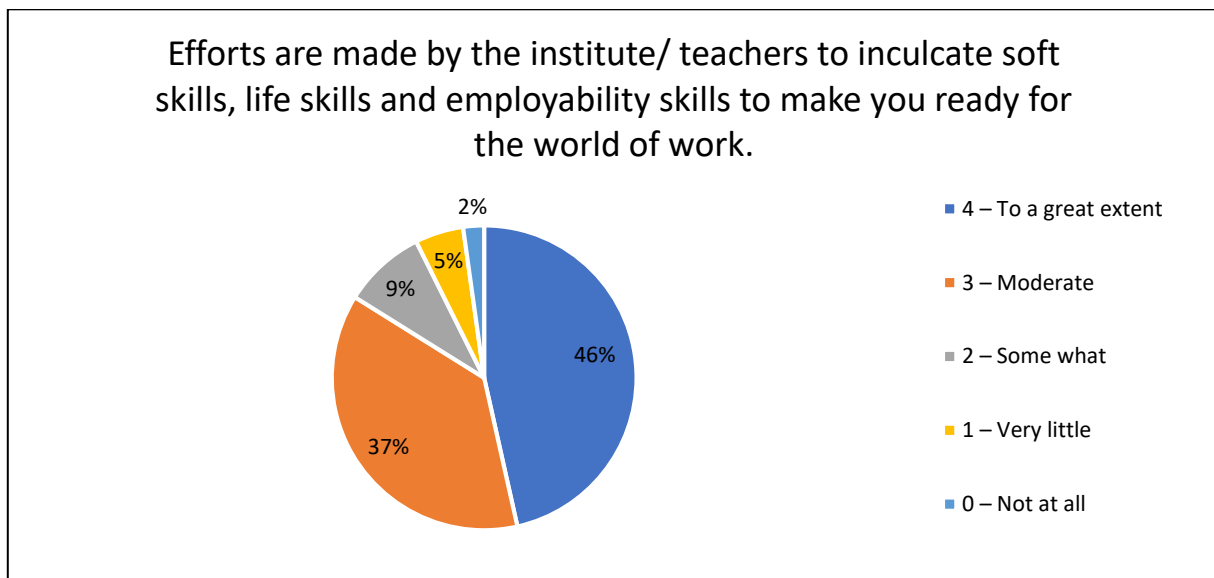
Interpretation: 82.13% students satisfied with the institute/ teachers use student-centric methods, such as experiential learning, participative learning and problem-solving methodologies for enhancing learning experiences.

Q.17 – Teachers encourage you to participate in extracurricular activities.



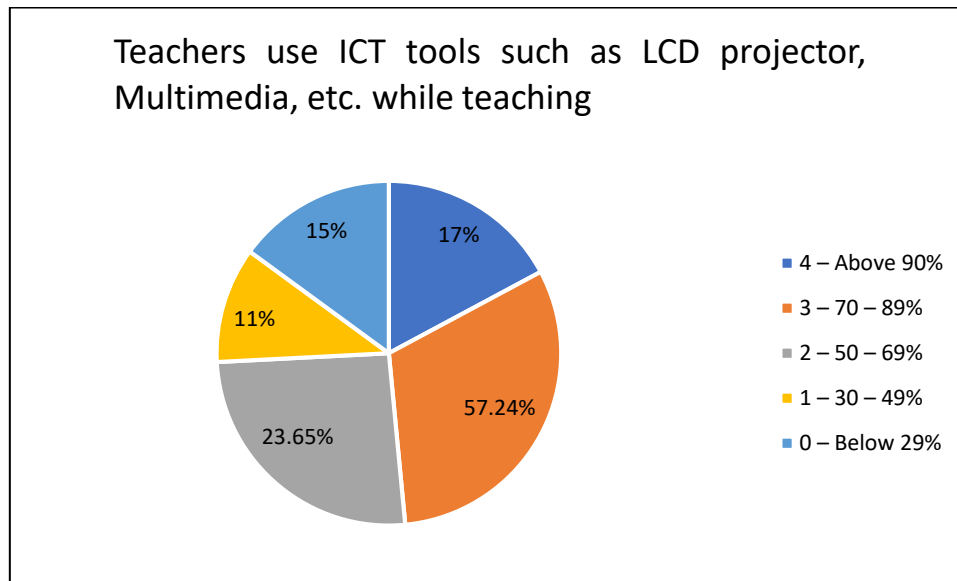
Interpretation: 87% students satisfied with the Teachers encourage you to participate in extracurricular activities.

Q.18 – Efforts are made by the institute/ teachers to inculcate soft skills, life skills and employability skills to make you ready for the world of work.



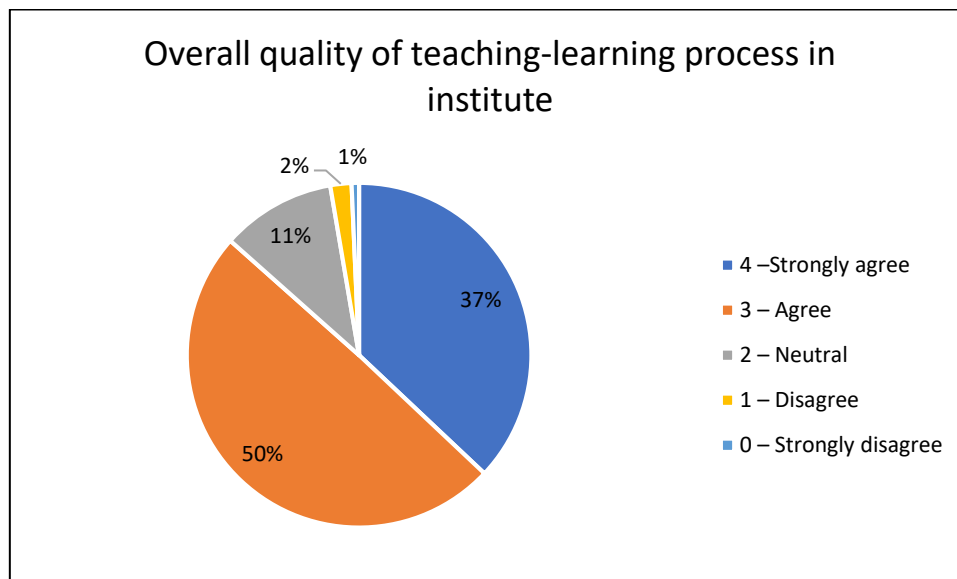
Interpretation: 85% students satisfied with the Efforts are made by the institute/ teachers to inculcate soft skills, life skills and employability skills to make you ready for the world of work.

Q.19 – What percentage of teachers use ICT tools such as LCD projector, Multimedia, etc. while teaching?



Interpretation: 80.89% students satisfied with the teachers use ICT tools such as LCD projector, Multimedia, etc. while teaching.

Q. 20 – The overall quality of teaching-learning process in your institute is very good.



Interpretation: 87% students satisfied and agree The overall quality of teaching-learning process in your institute is very good.


Q. 21 – Give five observation / suggestions to improve the overall teaching – learning experience in your institution.

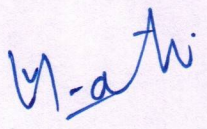
**Action Taken Report On
Student Satisfaction Survey 2022-2023**

Following actions have been taken as per the suggestion received from students through SSS. The ATR is made available on intuitional website separately at:

<https://www.shahucollegepune.org/wp-content/uploads/2023/12/ATR-2023-2024.pdf>

Sr. No.	Suggestion Made by Students	Action Taken
1	Effective Communication with students and Career Guidance.	The Department of Competitive Examinations provides career guidance.
2	Discussion about how to study Encourage students for achieving goals Which are related to study / career	Lectures are scheduled again and in addition based on student request.
3	Arrange Extracurricular Activities	The credit system was implemented by Savitribai Phule Pune University, where extra credits are given for a range of co-curricular, extracurricular, and curricular activities. As a result, college has implemented a variety of extracurricular, co-curricular, and curricular activities that are assessed. Students that participate can earn additional credits, and it is now a component of the exam.
4	Please offer elective courses based on willingness, even in cases when strength is lacking.	In accordance with Savitribai Phule Pune University and UGC regulations, we have set up optional courses. Here, the elective courses are assigned based on the students' grades.
5	Regular field, Study visits.	Every year, colleges organise field and study tours to help students gain more experience in the practical realm. More recently, these visits have been included in examinations.


Dr. Pravin Jadhav
Co-Ordinator
Internal Quality Assurance Cell


Prof. Dr. Vilas Patil
Chairman
Internal Quality Assurance Cell

