



Akhil Bharatiya Maratha Shikshan Parishad's

**SHRI SHAHU MANDIR
MAHAVIDYALAYA, PUNE**

NAAC Re- accredited 'A' Grade - (3rd Cycle)

Affiliated to Savitribai Phule Pune University

Identification No. PU/PN/AS/014 (1960)



STUDENTS FEEDBACK REPORT & ANALISYS

2022-2023

Feedback by students & Parents 2022-2023

+Students and parents' feedback was conducted on the following criteria

Feedback		
Student's feedback on infrastructure facilities	Student's feedback about teachers	Parents feedback on
<ul style="list-style-type: none">➤ Class rooms➤ Library➤ Reading Halls➤ Office facilities➤ Notice boards➤ Sports facilities➤ Play ground➤ Eco friendly campus➤ Drinking water➤ Canteen➤ Ladies' common rooms➤ Parking facilities	<ul style="list-style-type: none">➤ Regularity➤ Availability➤ Evaluation lectures➤ Communication skills➤ Subject Knowledge➤ Encouragement➤ Teaching Aids➤ Approach➤ Guidance➤ Ethical Behavior➤ Personality➤ Completion of syllabus	<ul style="list-style-type: none">➤ Admission Process➤ Infrastructures➤ Wi-Fi Facility➤ Canteens➤ Library➤ Sports facilities➤ Student Counselling➤ Academic Discipline➤ Improvement of soft Skills➤ Exam Pattern➤ Placement

Summary Report

The Feedback taken from the students on infrastructure was found Good and satisfactory.


The feedback taken on the teachers and teaching was found Good.

The feedback given by the parents on the infrastructure, about the educational pattern, facilities provided by the college was found satisfactory.

As per the suggestions given by the students, the actions are taken for improvement.


IQAC
Coordinator

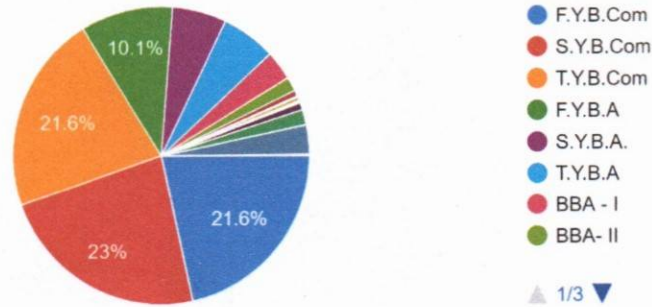



Principal
Officiating Principal
Shri Shahu Mandir Mahavidyalaya
Pune-411009.

STUDENTS FEEDBACK REPORT ABOUT INFRASTRUCTURE

Class

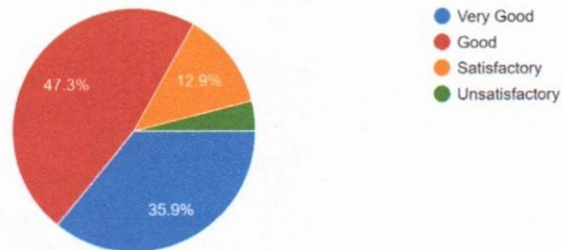
783 responses



1. CLASS ROOMS - 96.1 % Students are satisfactory about classrooms

1. Class Rooms

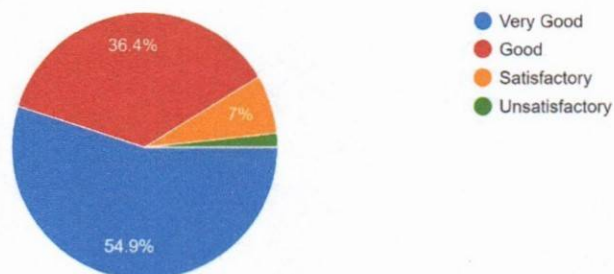
783 responses



2. LIBRARY- About 91.03% of the students found the library infrastructure as good

2. Library

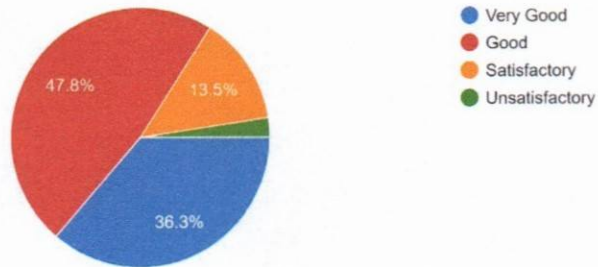
783 responses



3. Reading Hall – 84.0 % of the students found reading hall facilities as good

3. Reading Hall

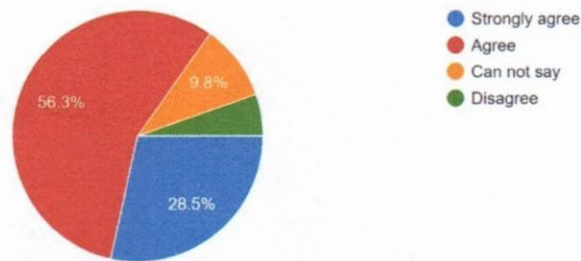
783 responses



4. Office Staff – 84.08 % of the students found that the office staff is cooperative and helpful.

4. Office Staff is Cooperative and helpful

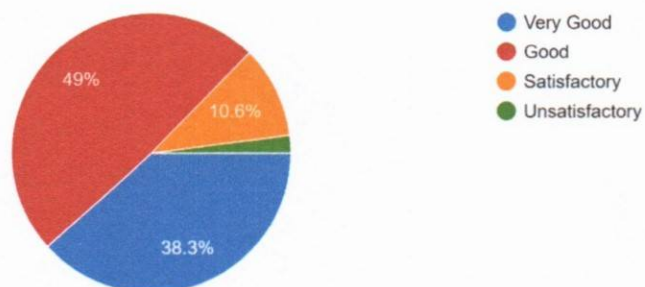
783 responses



5. Result – 97.09 % of the students found results and notices are displayed regularly on notice boards

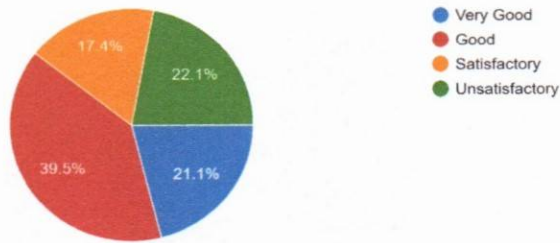
5. Results and Notices are displayed on the notice board /uploaded on the website regularly

783 responses



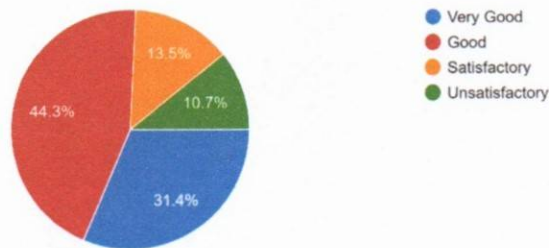
6. Computer and Wi-Fi – 79.00% of the students found Wi-Fi facilities as satisfactory

6. Computer, Internet and Wi-Fi facilities
783 responses



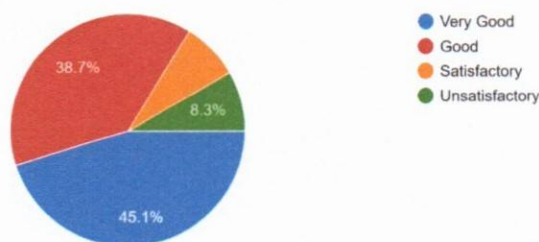
7. Sports Facility – 89.3% of the students found sport facilities as satisfactory

7. Sports facilities and Gymnasium
783 responses



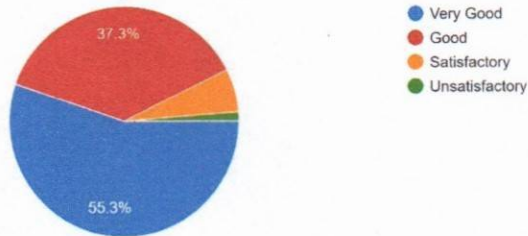
8. Play Ground– 91.07% of the students found playground facilities as satisfactory

8. Play Ground
783 responses



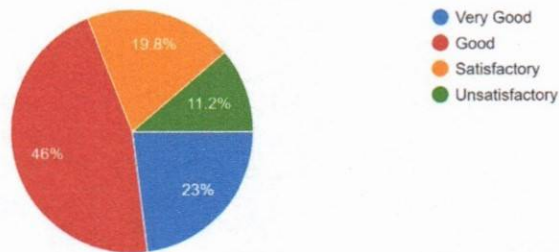
9. Reading Hall – 96.2% of the students found reading hall facilities as satisfactory

9. Green and eco friendly campus
783 responses



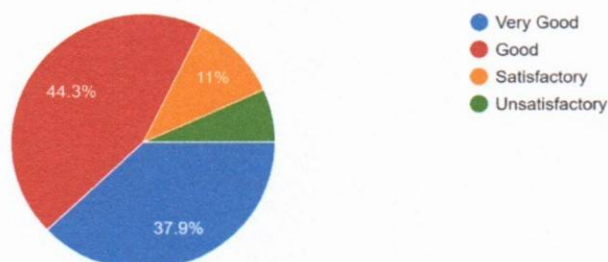
10. CANTEEN FACILITIES - 88.08 % of the students found the canteen facilities are satisfactory

10. Canteen
783 responses



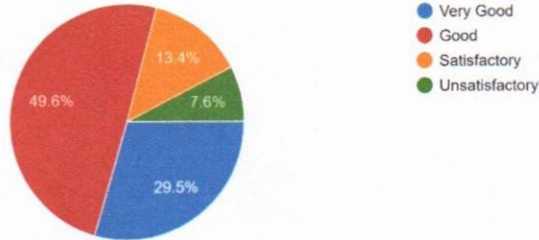
11. DRINKING WATER – 93.02 % of the students found the drinking water facility as satisfactory.

11. Drinking Water
783 responses



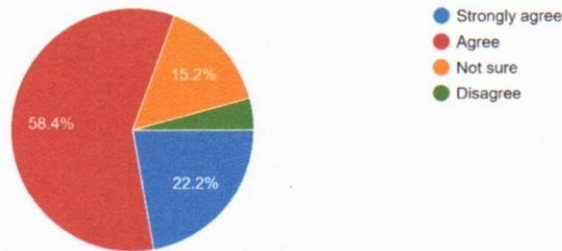
12. LADIES COMMON ROOM – 92.04% of the students found the ladies common room facilities as satisfactory.

12. Ladies Common Room
696 responses



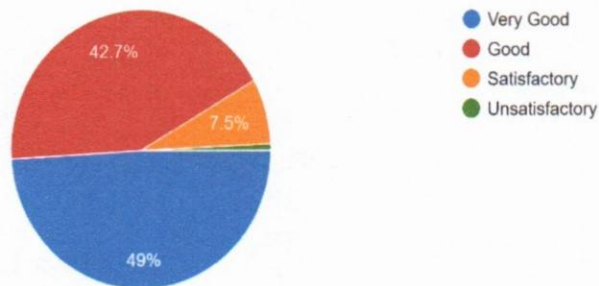
13. GRIEVANCE AND REDRESSAL – 80.09 % of the students agreed that grievance redressed and problems are solved in time.

13. Grievances are redressed and problems are solved in time
783 responses

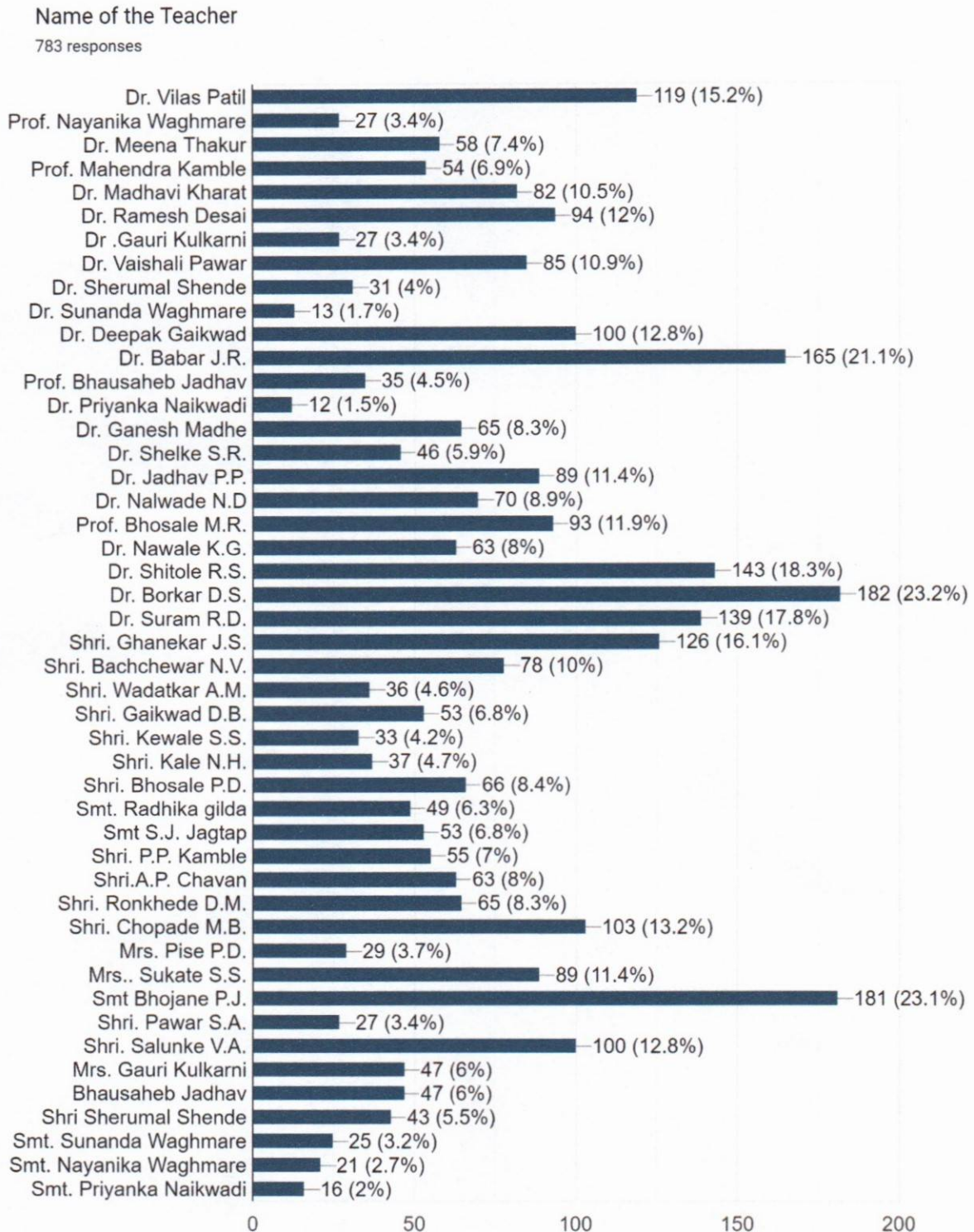


14. PARKING FACILITY – 92.05 % of the students found parking facilities are good enough.

14. Parking facility
783 responses

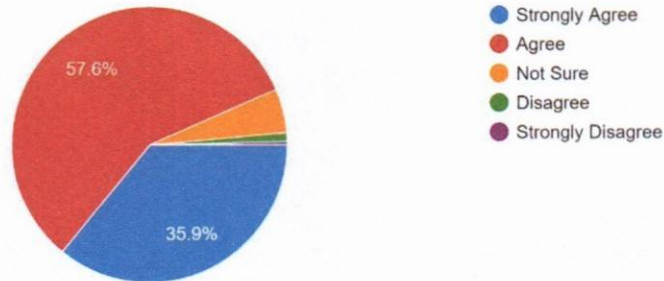


FEEDBACK ABOUT THE TEACHERS AND TEACHING



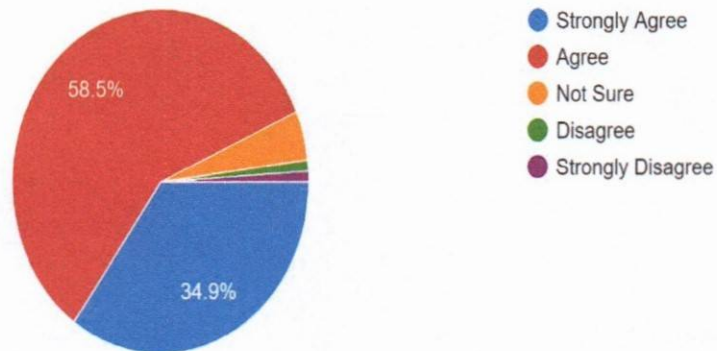
1. Regularity of the teachers in the class – total 93.05 % of students agreed that teachers were regular in class conducting theory and practicals.

1. Teachers were regular in conducting the theory lectures/Practical's throughout the year.
783 responses



2. The lecture of the teacher in the class – 93.04 % students agreed with the lectures of the teacher in the class were audible and were easy to understand

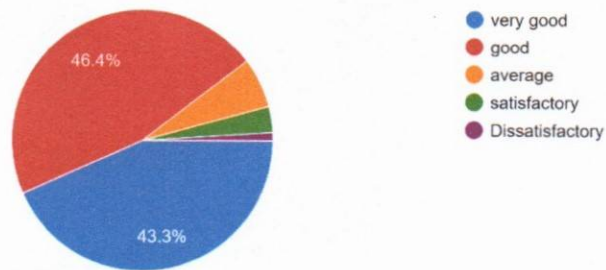
2. The lectures of the teacher in the class were clear, audible and easy to understand
783 responses



3. The communications skills in terms of expression – 93.08% students found good communication skill of the teachers in terms of expression, pronunciation and computability.

3. The communication skills in terms of expression, pronunciation and comprehensibility of the teacher.

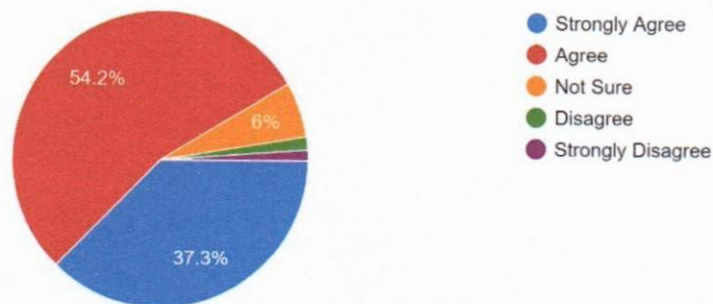
783 responses



4. Subject knowledge – 91.5 % students agreed that the teachers always tried to provide updated subject knowledge to students.

4. Teacher has always tried to provide updated subject knowledge to the students

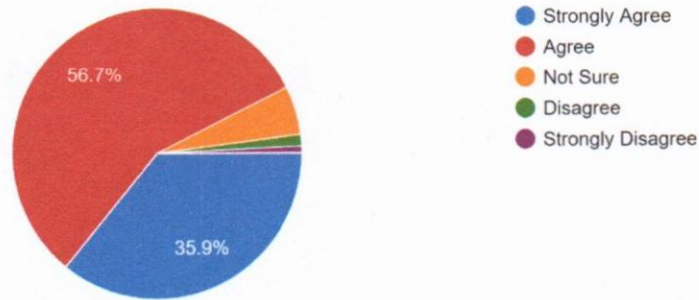
783 responses



5. Teachers' encouragement- 92.06% of the students agreed that teacher has always encouraged the students for participation for the discussion in class

5. Teacher has always encouraged students to participate in class room discussion and present their views.

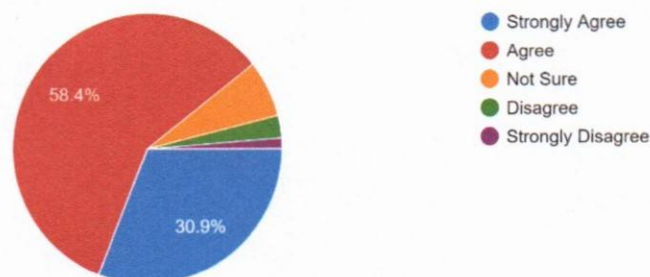
783 responses



6. Modern teaching aids – 89.03 % students agreed that teacher has used modern teaching aids ICT such as educational videos, power point presentation, group discussion/ seminars/teaching and developing interest in the subject.

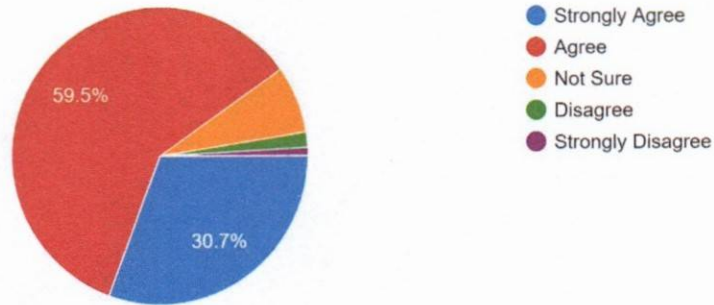
6. When required, teacher has used modern teaching aids ICT such as educational videos, Power Point Presentations, Group Discussion /Seminars/ D...e teaching and developing interest in the subject.

783 responses



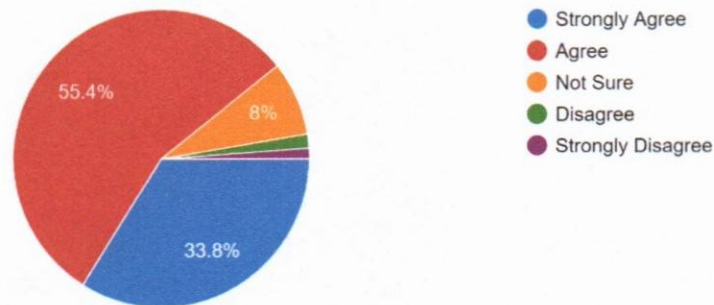
7. Teacher's approach – 90.02% students agreed that teacher's approach was impartial and responsive toward all students

7. teacher's approach was impartial and responsive towards all students.
783 responses



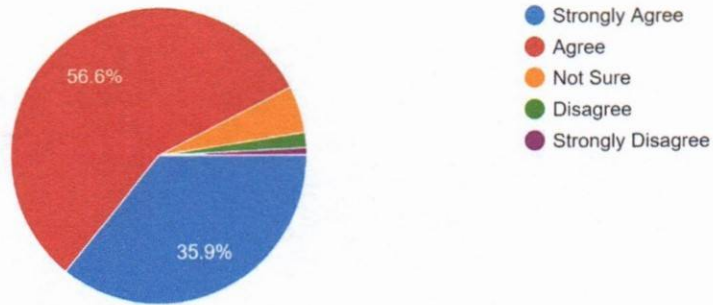
8. Encouragement by the teachers – 91.09 % students agreed that teacher has encouraged students to participate in activities like research, cultural activities, sports, NSS, NCC, study tours and various competitions.

8. Teacher has encouraged students to participate in activities like research, cultural activities, sports, NSS, NCC, Study tours and various competitions
783 responses



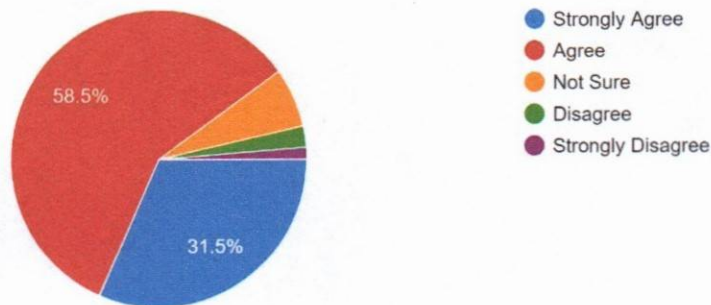
9. Guidance regarding career opportunities in subjects – 96.03% students agreed that teacher has provided guidance regarding career opportunities in the subjects

9. Teacher has provided guidance regarding career opportunities in subjects/topics related areas.
783 responses



10. Teachers behaviour in the collage which reflects his/her ethics – 90 % of the students agreed that the teachers behavior in the class reflects his/her ethics

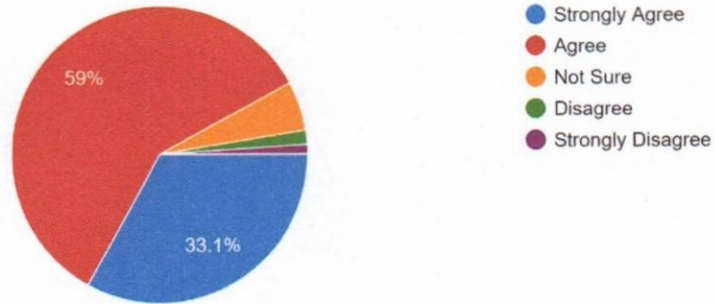
10. Teachers behavior in the college campus reflects his/her ethics
783 responses



11. Personality of the teachers: - 92.0 % of the students agreed about the teachers pleasing personality

11. Teacher has pleasant and inspiring personality

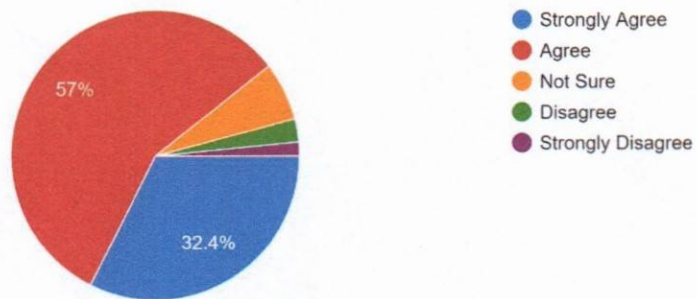
783 responses



12. Completion of syllabus:- 89.04 percent students agreed with the syllabus completion of the teachers, within time

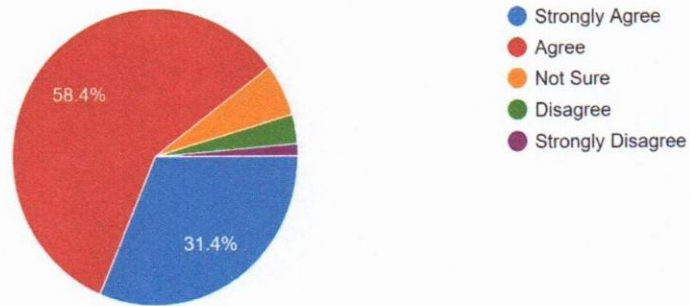
12. The entire syllabus is completed within time.

783 responses



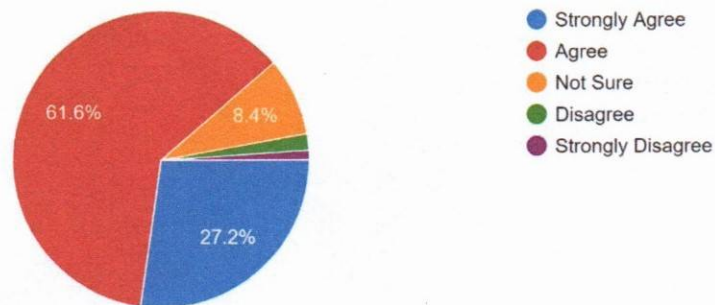
13. Teachers Availability after lectures: - 97.08% students agreed with the availability of the teachers after the lectures

13. The teacher is available and accessible in the department/staff room after the lecture hours.
783 responses



14. The evaluation process of the teachers: - 88.8 % students agreed with the unbiased and fair evaluation process of the teachers

14. The evaluation process of the teacher is fair and unbiased.
783 responses

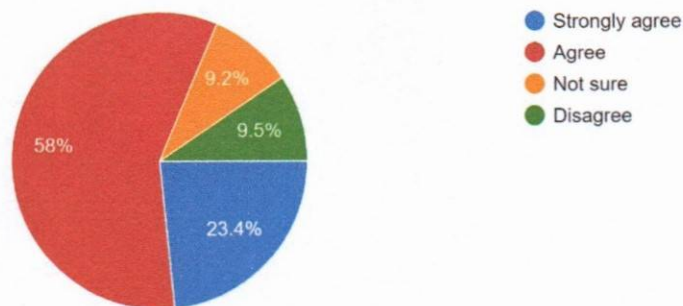


PARENTS FEEDBACK ABOUT INFRASTRUCTURE AND TEACHING

1. Admission process of the students: - 81.04% of parents agreed with the smooth admission process of their ward

1. Admission procedure of your ward was easy and smooth

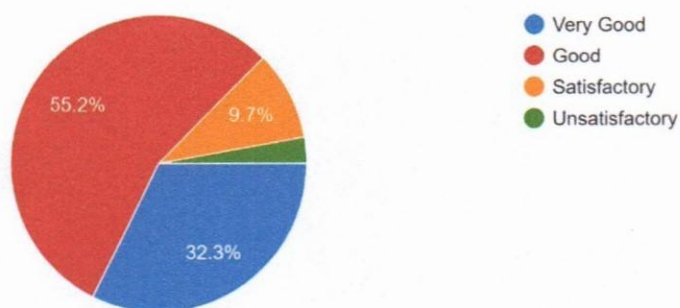
783 responses



2. Infrastructure of the college:- 87.5% parents are satisfied with the infrastructure of the college

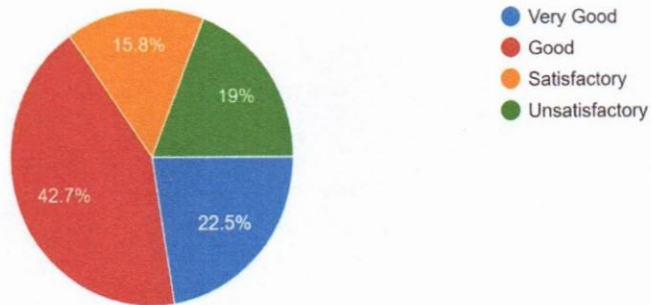
2. Infrastructure of the college

783 responses



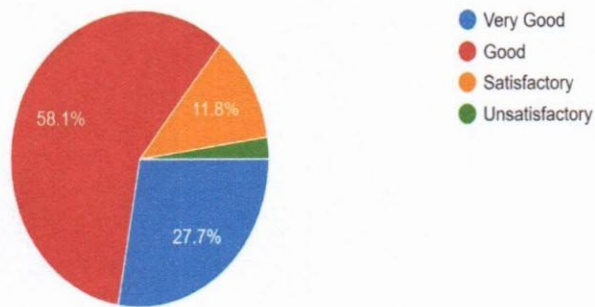
3. Computer and Wi-Fi facility:- 81.00 % parents are satisfied with computer and wi- fi facility.

3. Computer and Wi-Fi facility
783 responses



4. Work culture in the college- 97.06% parents are satisfied with the work culture in the college.

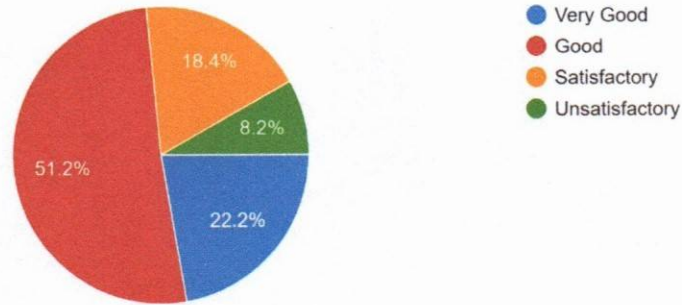
4. Overall Work culture in the college
676 responses



5. Canteen facility: - 91.8 % of the parents are satisfied with canteen facility

5. Canteen facility provided by the college

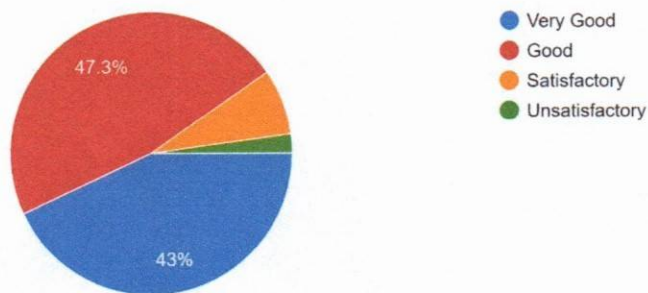
783 responses



6. Library facility: - 90.30 % of the parents are satisfied with the library facility provided by the college

6. Library facility provided by the college .

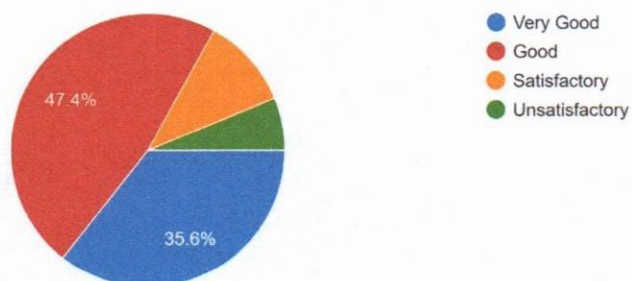
783 responses



7. Sports Facility: -94.02% parents satisfied with the sports facilities

7. Sports facility

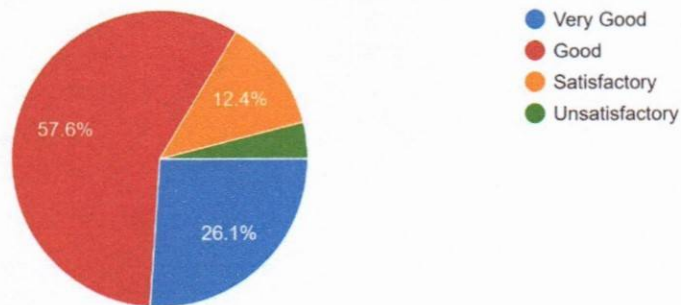
783 responses



8. Students counselling: - 96.1 % parents satisfied with the students counselling conducting by the college

8. Students counseling conducted by the college

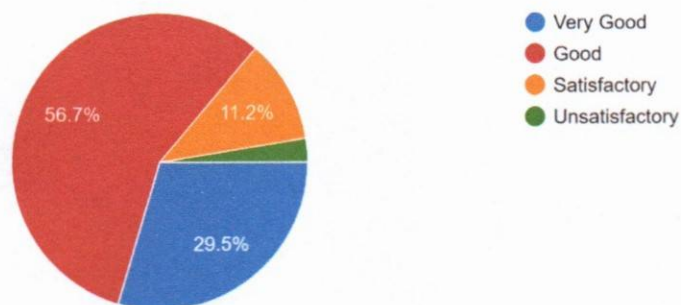
783 responses



9. Academic Discipline: - 97.4 % parents agreed that academic discipline in the college is satisfactory

9. Academic discipline i.e. timely conduct of lectures, practices and related activities implemented by the college

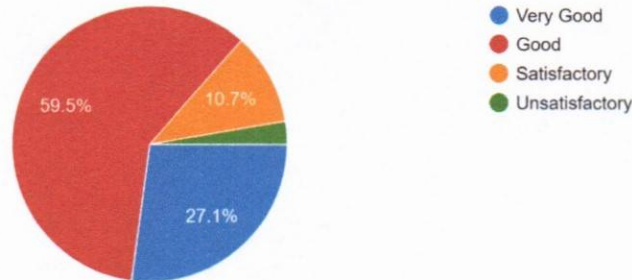
783 responses



10. Improvement in soft skills: - 97.03 % of the parents are satisfied with their ward's improvement in soft skills, communication skills, etc while studying in the college

10. Improvement in soft skills, knowledge, ethics, morality observed by you in your ward while studying in the college

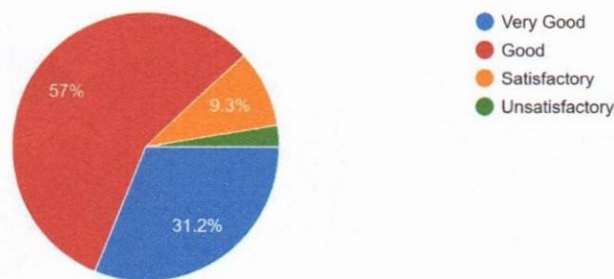
783 responses



11. Examination pattern: - 97.5 % parents agreed with good exam pattern

11. Examination system adopted by the college

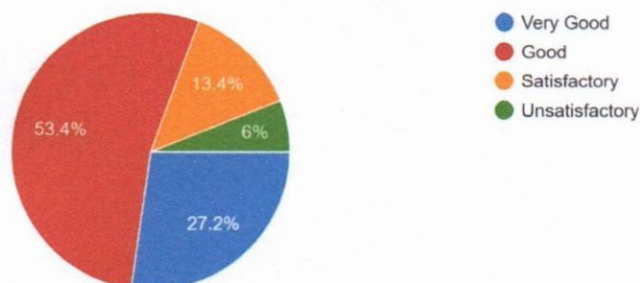
783 responses



12. Placement opportunities: - 96.03% parents are satisfied with the placement opportunities provided by the college.

12. Placement opportunities provided by college

783 responses



Action Taken Report on Student's Feedback and Suggestions


2022-2023

Following actions have been taken as per the suggestion received from students through feedback forms.

Sr. No.	Suggestion Made by Students	Action Taken
1	Please change the water purifier and repair the water tanks.	New Water purifiers are installed and other water facilities are repaired.
2	Boys' washroom needs to be maintained regularly.	Boys' washrooms are maintained regularly and necessary changes are made as per the requirements.
3	College seminar/cultural hall should be maintained	We have maintained the hall with updated equipments and changed the facilities.
4	Need to improve the Canteen Facility	Our canteen facility is improved and variety of food options are available now.
5	Drinking water system at boys' hostel should be repaired.	Water purifier is available with necessary drinking water facilities.
6	Online banking system for admission process is required	We are taking initiatives for online bank transactions for students' admission process.


IQAC
Co-ordinator




Principal
Officiating Principal
Shri Shahu Mandir Mahavidyalaya
Pune-411009.