



Akhil Bharatiya Maratha Shikshan Parishad's  
**SHRI SHAHU MANDIR  
MAHAVIDYALAYA, PUNE**

NAAC Re- accredited 'A' Grade - (3rd Cycle)  
Affiliated to Savitribai Phule Pune University  
Identification No. PU/PN/AS/014 (1960)



# STUDENT SATISFACTION REPORT 2023-2024



**PREPARED BY**

Dr. Ganesh Madhe  
Member of Student  
Satisfaction Committee



Institution has designed questionnaire for Student Satisfaction Survey (SSS) as per the guideline given by NAAC to assess the institutional performance.

**The questionnaire is as follows:**

| Q. No. | Question   |
|--------|--|
| 1      | How much of the syllabus was covered in the class?   |
| 2      | How well did the teachers prepare for the classes?   |
| 3      | How well were the teachers able to communicate?  |
| 4      | The teacher's approach to teaching can best be described as  |
| 5      | Fairness of the internal evaluation process by the teachers.   |
| 6      | Was your performance in assignments discussed with you?  |
| 7      | The institute takes active interest in promoting internship, student exchange, field visit opportunities for students.   |
| 8      | The teaching and mentoring process in your institution facilitates you in cognitive, social and emotional growth.  |
| 9      | The institution provides multiple opportunities to learn and grow.   |
| 10     | Teachers inform you about your expected competencies, course outcomes and programme outcomes.  |
| 11     | Your mentor does a necessary follow-up with an assigned task to you.   |
| 12     | The teachers illustrate the concepts through examples and applications.  |
| 13     | The teachers identify your strengths and encourage you with providing right level of challenges.   |
| 14     | Teachers are able to identify your weaknesses and help you to overcome them.   |
| 15     | The institution makes effort to engage students in the monitoring, review and continuous quality improvement of the teaching learning process.                                   |
| 16     | The institute/ teachers use student-centric methods, such as experiential learning, participative learning and problem-solving methodologies for enhancing learning experiences. |
| 17     | Teachers encourage you to participate in extracurricular activities.   |
| 18     | Efforts are made by the institute/ teachers to inculcate soft skills, life skills and employability skills to make you ready for the world of work.                              |
| 19     | What percentage of teachers use ICT tools such as LCD projector, Multimedia, etc. while teaching?  |
| 20     | The overall quality of teaching-learning process in your institute is very good.   |
| 21     | Give three observation / suggestions to improve the overall teaching – learning experience in your institution.  |

**The weblink of the questionnaire is provided on the college website for SSS:**

<https://forms.gle/L9J9L1QYVsBkK1rLA>

**Weblink of the report of Student Satisfaction survey 2023-24:**

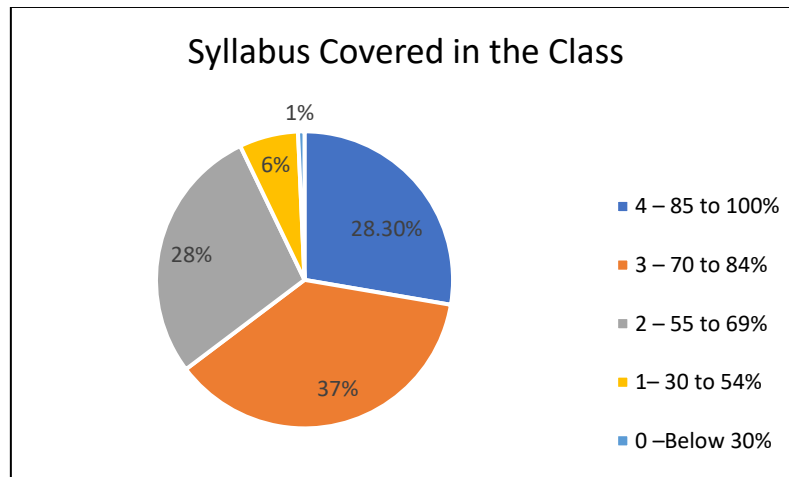
<https://www.shahucollegepune.org/student-satisfaction-survey/>

**The Student Satisfaction Survey (SSS) is summarized as below:**

The student Satisfaction survey focuses on the overall learning experience of the students. The SSS was conducted as per the standard questionnaire provided by the NAAC guideline. The brief observations about the survey are as follows:

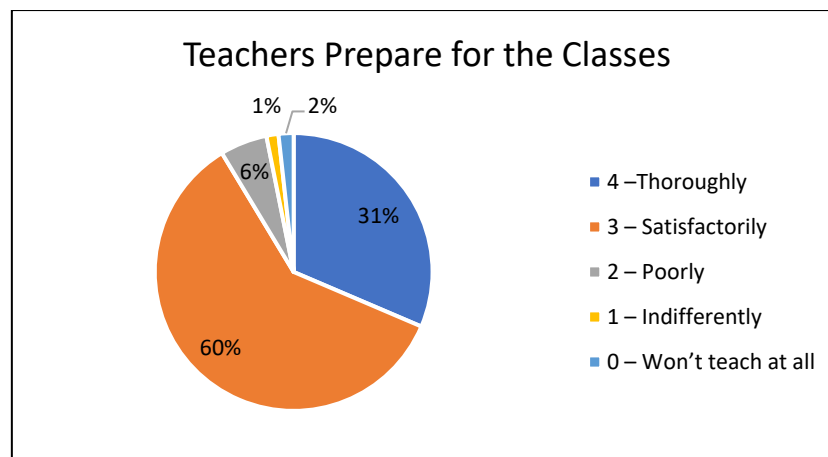
- The total 872 responses obtained from the students of UG and PG level programs.
- 58% male and 42% female students participated in this survey.
- The students from F.Y.B.A/ B.COM/B.B.A/ B.B.A (CA), S.Y.B.A/B.COM/B.B.A/B.B.A (CA), T.Y.B.A/B.COM/ B.B.A/ B.B.A (CA), M.A and M.COM involved in the survey.
- Average Students Satisfaction Index is: **84.72%**

**Q.1- How much of the syllabus was covered in the class?**



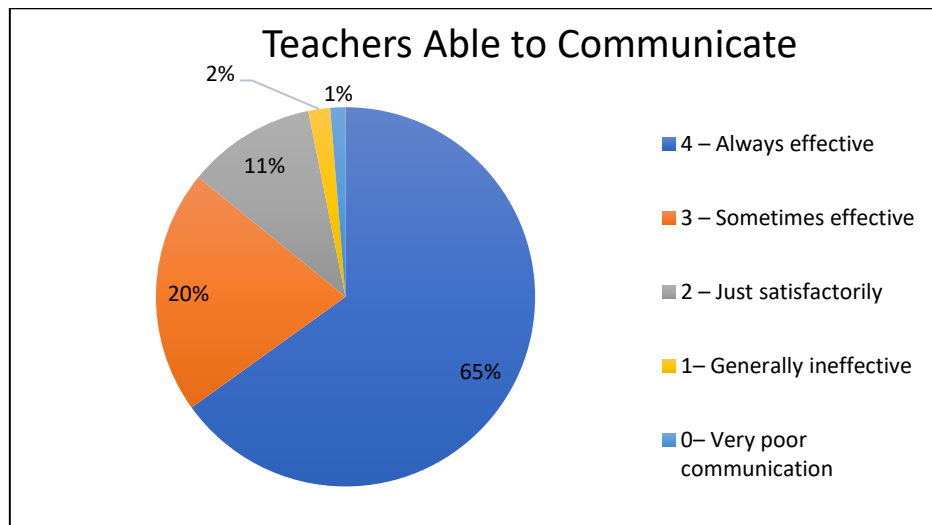
**Interpretation:** 65.30 % students from the total students participated in the survey were satisfied with the 70% syllabus covered.

**Q.2- How well did the teachers prepare for the classes?**



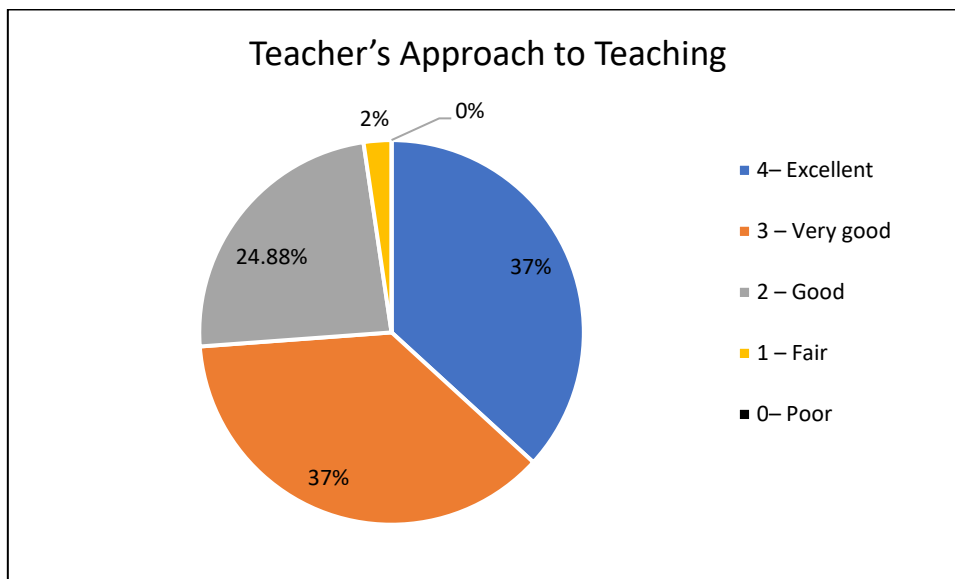
**Interpretation:** 91% students satisfied with the teachers prepare for the classes.

### Q.3 - How well were the teachers able to communicate?



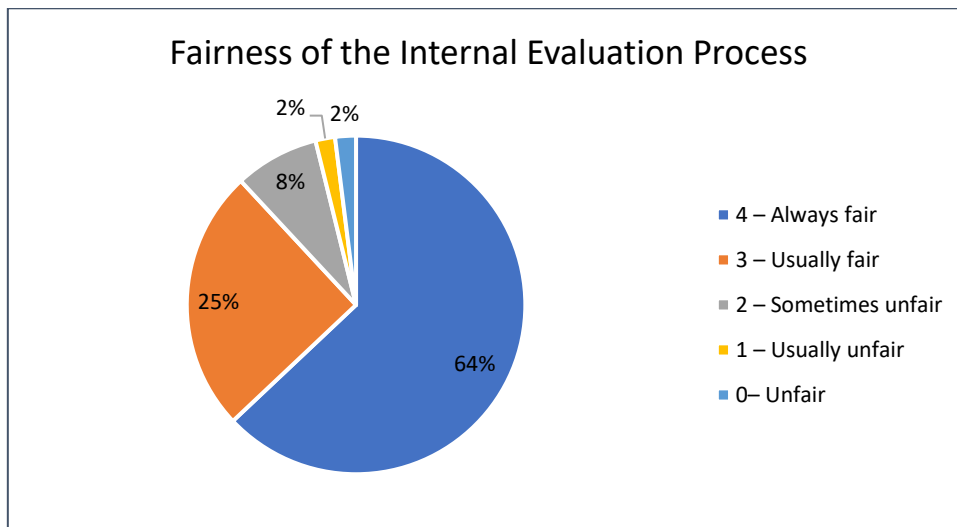
**Interpretation:** 85% students satisfied with effective teacher communication.

### Q.4 -The teacher's approach to teaching can best be described as.....



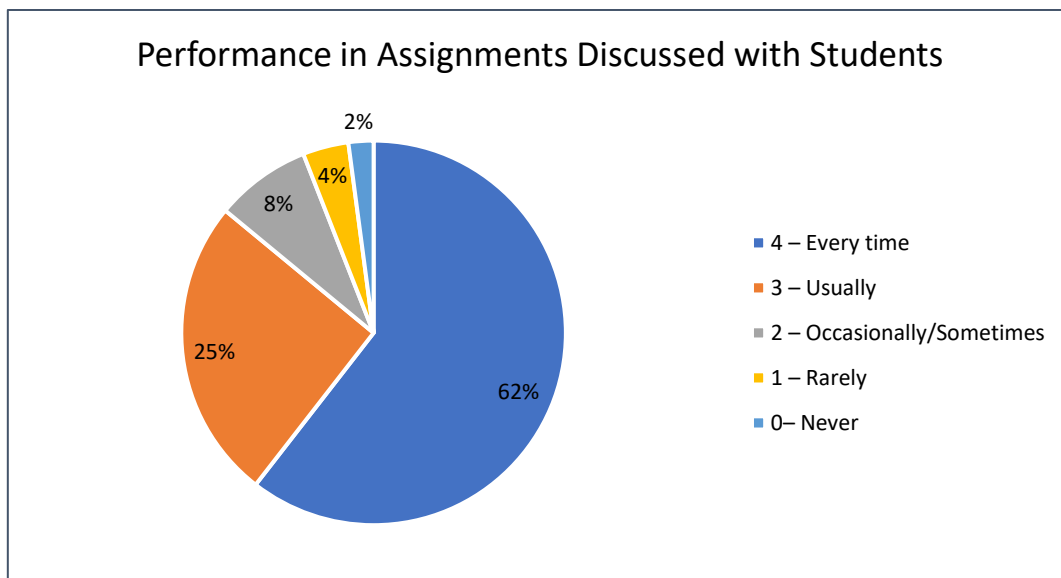
**Interpretation:** 98.88% students satisfied with the teacher's approach to teaching.

#### Q.5 - Fairness of the internal evaluation process by the teachers.



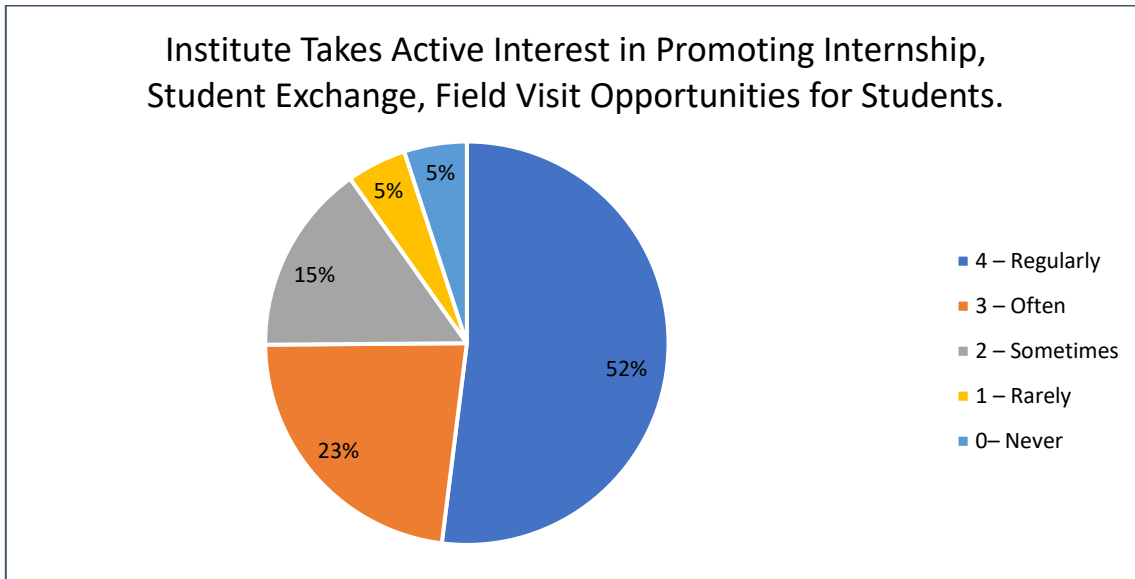
**Interpretation:** 89% students satisfied with the fairness of the internal evaluation process by teachers.

#### Q.6 - Was your performance in assignments discussed with you?



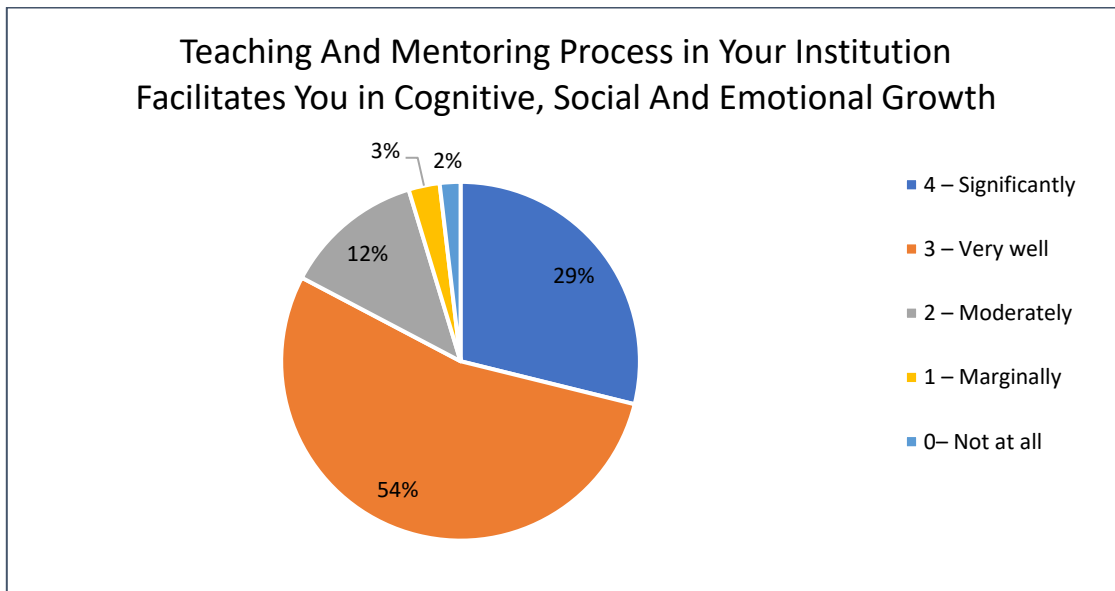
**Interpretation:** 87% students satisfied with the Performance in Assignments Discussed with Students.

**Q.7 - The institute takes active interest in promoting internship, student exchange, field visit opportunities for students.**



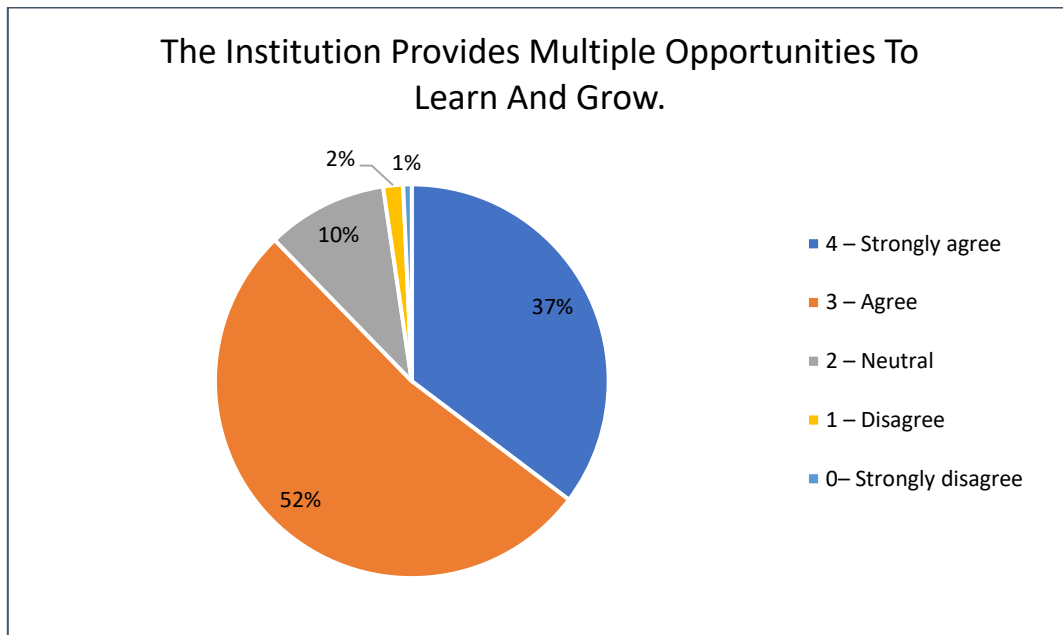
**Interpretation:** 75% students satisfied with the Institute Takes Active Interest in Promoting Internship, Student Exchange, Field Visit Opportunities for Students.

**Q.8 - The teaching and mentoring process in your institution facilitates you in cognitive, social and emotional growth.**



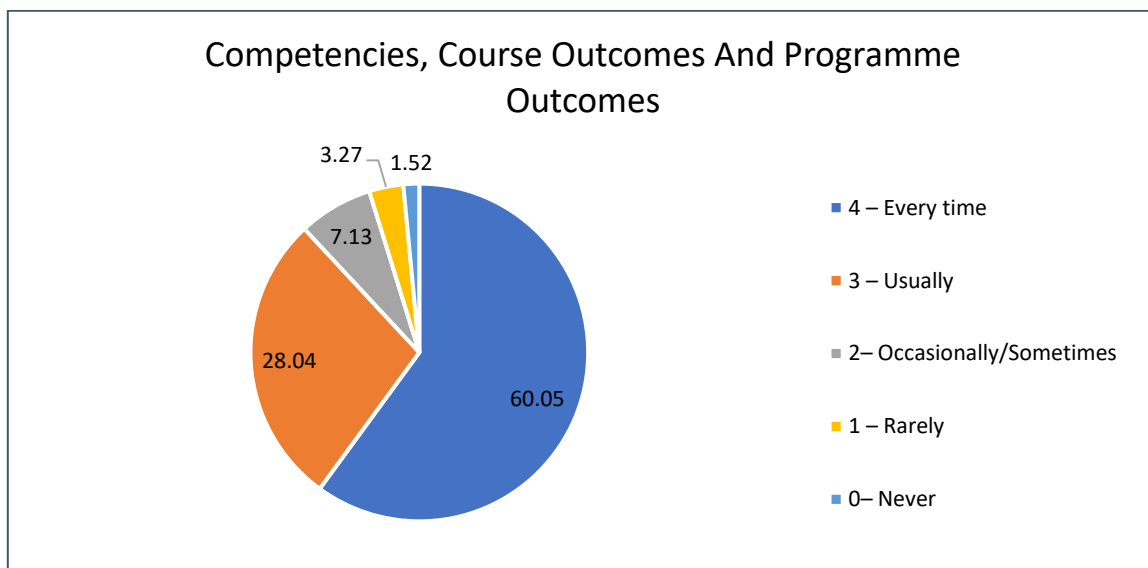
**Interpretation:** 84% students satisfied with the Institute Takes Active Interest in Promoting Internship, Student Exchange, Field Visit Opportunities for Students.

**Q.9 – The institution provides multiple opportunities to learn and grow.**



**Interpretation:** 89% students satisfied with the Institute Takes Active Interest in Promoting Internship, Student Exchange, Field Visit Opportunities for Students.

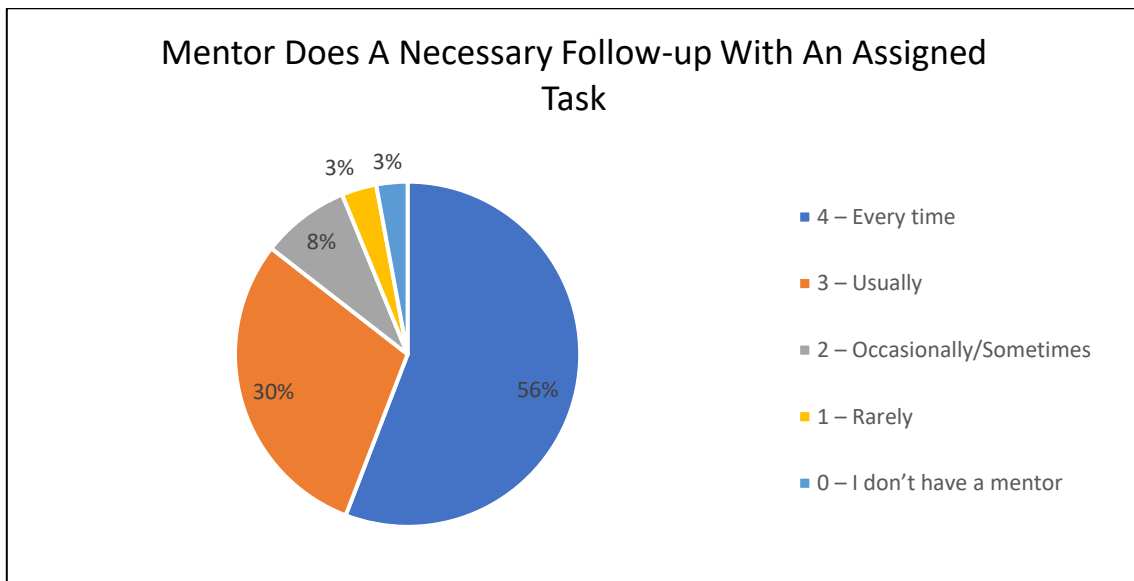
**Q.10 – Teachers inform you about your expected competencies, course outcomes and programme outcomes.**



**Interpretation:** 88.09% students satisfied with the Competencies, Course Outcomes and Programme Outcomes.

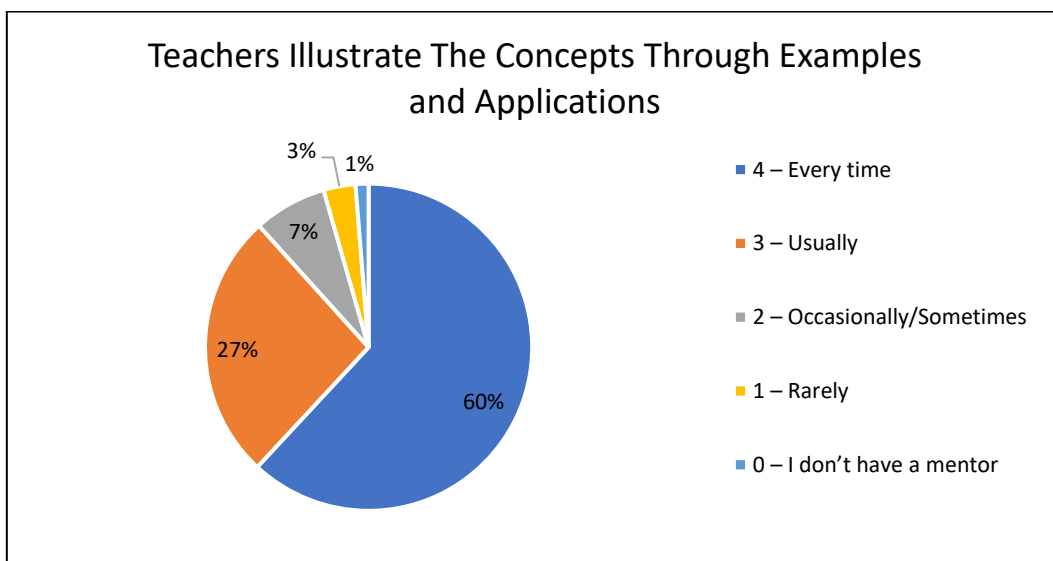


**Q.11 – Your mentor does a necessary follow-up with an assigned task to you.**



**Interpretation:** 87% students satisfied with mentor necessary follow-up with an assigned to task.

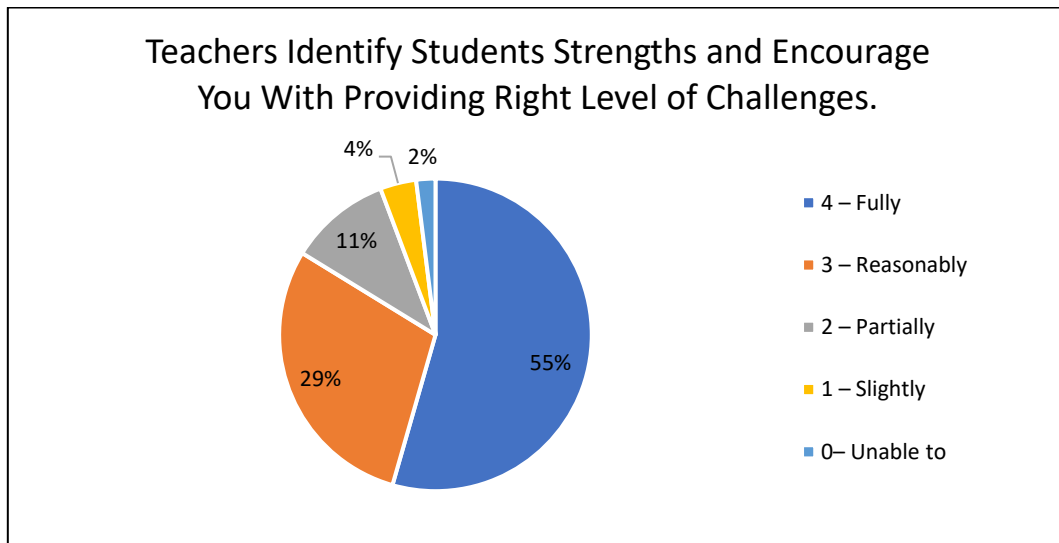
**Q.12 – The teachers illustrate the concepts through examples and applications.**



**Interpretation:** 87% students satisfied with mentor necessary follow-up with an assigned to task.

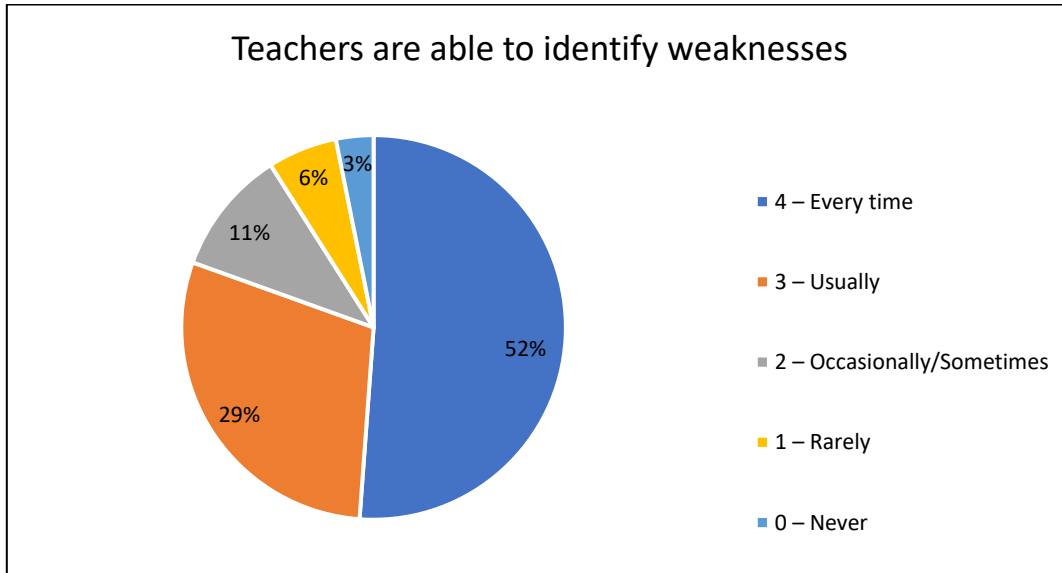


**Q.13 – The teachers identify your strengths and encourage you with providing right level of challenges.**



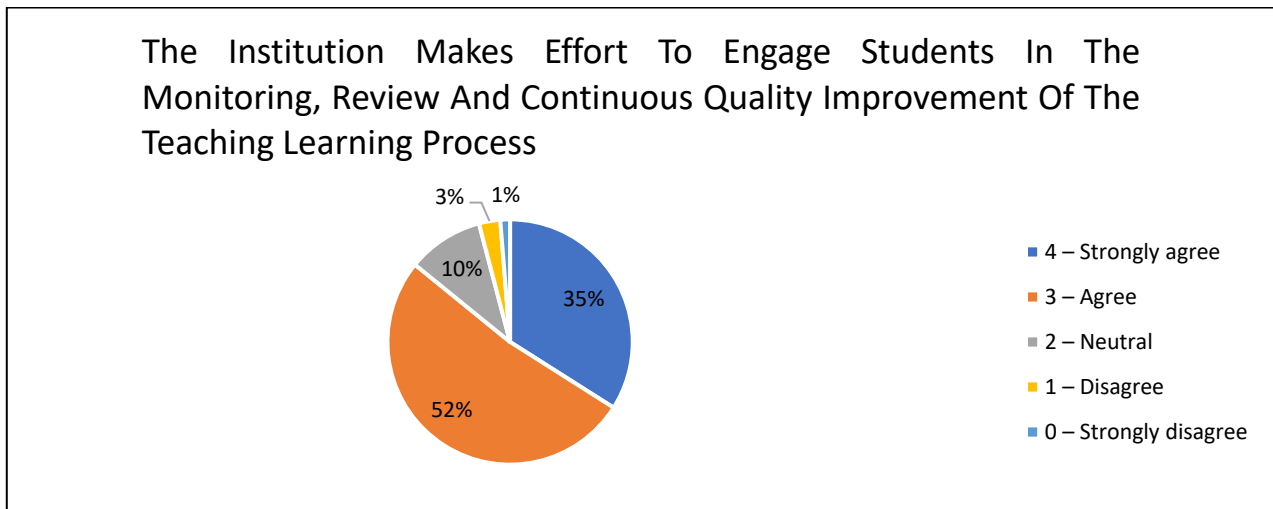
**Interpretation:** 84% students satisfied with Teachers Identify Students Strengths and Encourage You with Providing Right Level of Challenges.

**Q.14 – Teachers are able to identify your weaknesses and help you to overcome them.**



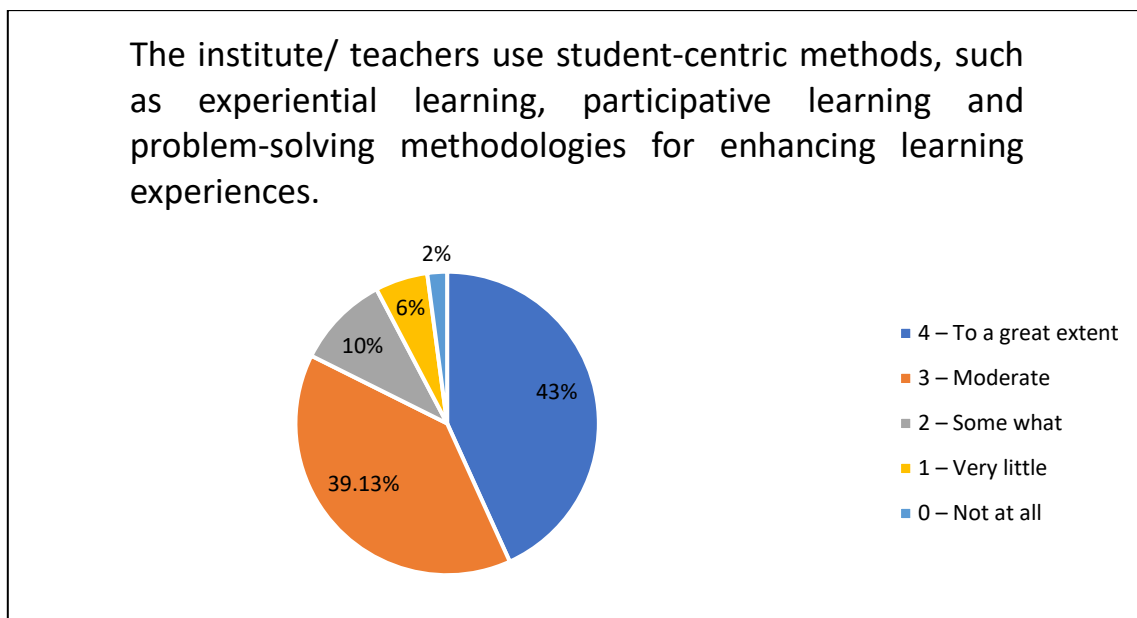
**Interpretation:** 81% students satisfied with Teachers are able to identify Student weaknesses and help you to overcome them.

**Q.15 – The institution makes effort to engage students in the monitoring, review and continuous quality improvement of the teaching learning process.**



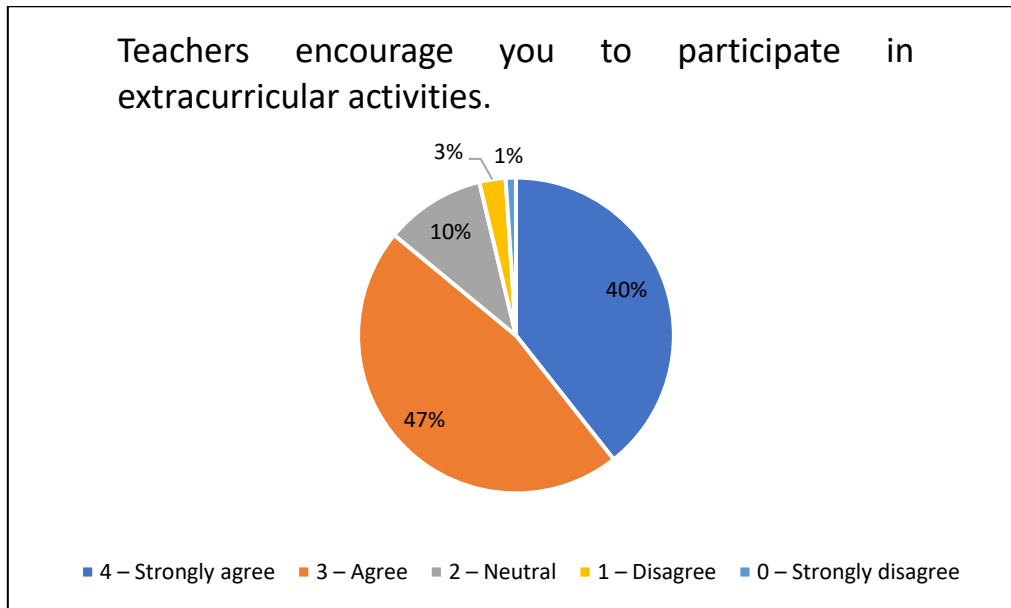
**Interpretation:** 87% students satisfied with the institution makes effort to engage students in the monitoring, review and continuous quality improvement of the teaching learning process.

**Q.16 – The institute/ teachers use student-centric methods, such as experiential learning, participative learning and problem-solving methodologies for enhancing learning experiences.**



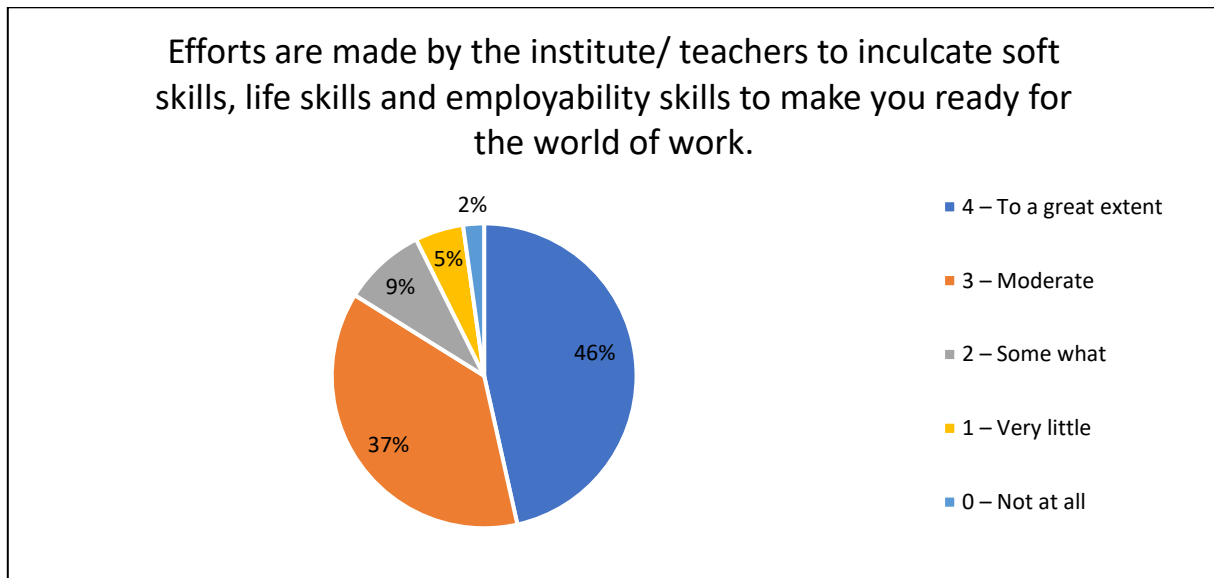
**Interpretation:** 82.13% students satisfied with the institute/ teachers use student-centric methods, such as experiential learning, participative learning and problem-solving methodologies for enhancing learning experiences.

**Q.17 – Teachers encourage you to participate in extracurricular activities.**



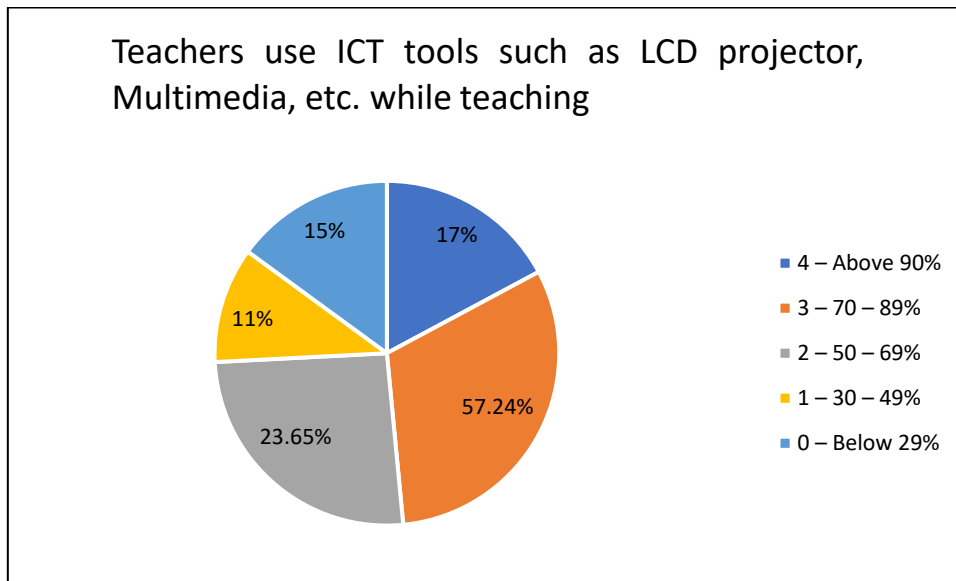
**Interpretation:** 87% students satisfied with the Teachers encourage you to participate in extracurricular activities.

**Q.18 – Efforts are made by the institute/ teachers to inculcate soft skills, life skills and employability skills to make you ready for the world of work.**



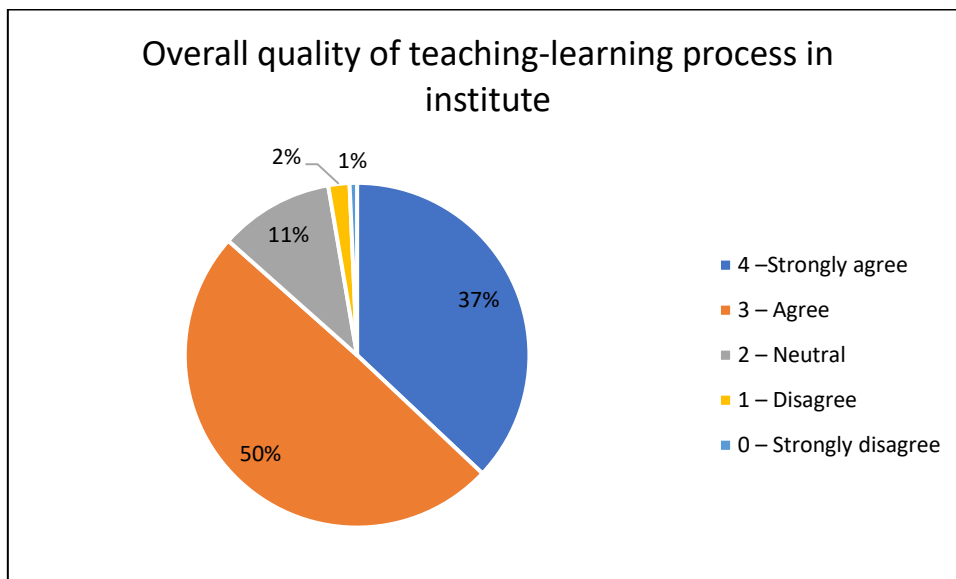
**Interpretation:** 85% students satisfied with the Efforts are made by the institute/ teachers to inculcate soft skills, life skills and employability skills to make you ready for the world of work.

**Q.19 – What percentage of teachers use ICT tools such as LCD projector, Multimedia, etc. while teaching?**



**Interpretation:** 80.89% students satisfied with the teachers use ICT tools such as LCD projector, Multimedia, etc. while teaching.

**Q. 20 – The overall quality of teaching-learning process in your institute is very good.**



**Interpretation:** 87% students satisfied and agree The overall quality of teaching-learning process in your institute is very good.


**Q. 21 – Give five observation / suggestions to improve the overall teaching – learning experience in your institution.**

### Action Taken Report On Student Satisfaction Survey 2023-2024

Following actions have been taken as per the suggestion received from students through SSS. The **ATR** is made available on intuitional website separately at: <https://shahucollegepune.org/student-satisfaction-survey/>

| Sr. No. | Suggestion Made by Students   | Action Taken  |
|---------|---|---|
| 1       | Organize placement camps in our college   | We have planned placement drives in our college with different organizations for the benefit of our students                  |
| 2       | Use better graphics and Visual media in teaching and improve LCD tools in teaching. | We have increased LCD tools with new purchase of the same. Also, we have arranged advanced Screens for audio visual lectures. |
| 3       | Arrange carrier guidance lectures   | We have organized guest lectures for carrier guidance.  |
| 4       | Allow us for more library facilities.   | Students are given open access for internet and library facilities and it is displayed on the boards.                         |

  
**Dr. Pravin Jadhav**  
Co-Ordinator  
Internal Quality Assurance Cell

  
**Prof. Dr. Vilas Patil**  
Principal  
Chairman  
Internal Quality Assurance Cell

